

2016-7992



FILED _____ M

AUG 23 2016

Hill County, Texas
ADOPTED BUDGET
FISCAL YEAR

Nicole Fanner
CLERK COUNTY, HILL COUNTY TEXAS
BY M. Brackin DEPUTY

October 1, 2016 – September 30, 2017

THIS BUDGET WILL RAISE THE SAME AMOUNT OF REVENUE FROM PROPERTY TAXES AS LAST YEAR'S BUDGET. THE PROPERTY TAX REVENUE TO BE RAISED FROM NEW PROPERTY ADDED TO THE TAX ROLL THIS YEAR IS \$377,809.00.

The Hill County Commissioners Court recorded the following vote of its members on the motion to adopt the fiscal year 2017 Hill County Budget:

- Justin Lewis, County Judge
- Danny Bodeker, Commissioner Pct#1
- Larry Crumpton, Commissioner Pct#2
- Larry Wright, Commissioner Pct#3
- Harley Davis, Commissioner Pct#4

- Voting: Aye Nay Abstain Absent
- Voting: Aye Nay Abstain Absent
- Voting: Aye Nay Abstain Absent
- Voting: Aye Nay Abstain Absent
- Voting: Aye Nay Abstain Absent

Property Tax Rates:

<u>2015 Property Tax Rates for Hill County</u>	Total Rate	General Fund	Road & Bridge
Total Adopted Property Tax Rate	0.556690 /\$100	0.480300	0.076390
Effective Tax Rate	0.509739 /\$100	0.438990	0.070749
Effective M&O Tax Rate	0.481582 /\$100	0.410833	0.070749
Rollback Tax Rate	0.556704 /\$100	0.480305	0.076399
Debt (I&S) Tax Rate	0.028157 /\$100	0.028157	0.000000
Total County Debt Obligation	\$5,010,000.00		

<u>2016 Property Tax Rates for Hill County</u>	Total Rate	General Fund	Road & Bridge
Total Proposed Property Tax Rate	0.553799 /\$100	0.477847	0.075952
Effective Tax Rate	0.553799 /\$100	0.477847	0.075952
Effective M&O Tax Rate	0.526008 /\$100	0.450056	0.075952
Rollback Tax Rate	0.611407 /\$100	0.529379	0.082028
Debt (I&S) Tax Rate	0.027791 /\$100	0.027791	0.000000
Total County Debt Obligation	\$4,555,000.00		



HILL COUNTY, TEXAS

**ADOPTED
B U D G E T**

FISCAL YEAR

October 1, 2016 - September 30, 2017

**THIS PROPOSED BUDGET WILL RAISE THE SAME AMOUNT OF
REVENUE FROM PROPERTY TAXES AS LAST YEAR'S BUDGET.**

**THE PROPERTY TAX REVENUE TO BE RAISED FROM NEW
PROPERTY ADDED TO THE TAX ROLL THIS YEAR IS \$377,809.00**

**Justin W. Lewis
COUNTY JUDGE**

**Susan Swilling
AUDITOR**

COMMISSIONERS:

Precinct # 1Danny Bodeker
Precinct # 2Lary Crumpton
Precinct # 3Larry Wright
Precinct # 4Harley Davis


BUDGET CERTIFICATE


THE STATE OF TEXAS

COUNTY OF HILL

FISCAL YEAR OCTOBER 1, 2016 THROUGH SEPTEMBER 30, 2017

We, Justin Lewis, County Judge, and Susan Swilling, County Auditor of Hill County, Texas, do hereby certify that the attached budget is a true and correct copy of the Adopted Budget of Hill County, Texas as passed and approved by the Commissioners' Court of said county on the 23rd day of August, 2016, as the same appears on file in the office of the County Clerk of Hill County.


Justin Lewis, County Judge


Susan Swilling, County Auditor

Subscribed and sworn to before me, the undersigned authority, this the 23rd day of August, 2016.

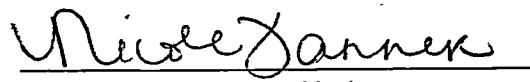

County Clerk
Hill County, Texas

TABLE OF CONTENTS

	<u>Page</u> <u>Reference</u>
Cover Page	1
Budget Certificate	2
Table of Contents	3-4
Budget Recapitulation	5
Statistical Data	6
REVENUES	
General Fund	7-8
General Road & Bridge Revenue	9-10
FM Lateral General	11
Indigent Health	11
Law Library	11
Jury Fund	11
Interest & Sinking	12
EXPENDITURES	
GENERAL FUND	
County Judge	13
Non-Departmental	14
Computer	15
County Clerk	16
Commissioner Pct # 1	17
Commissioner Pct # 2	18
Commissioner Pct # 3	19
Commissioner Pct # 4	20
County Auditor	21
County Treasurer	22
Tax Assessor/Collector	23
Courthouse	24
Elections Administration	25
District Judge	26
County Court-at-Law	27
District Clerk	28
District Attorney	29
County Attorney	30
County Attorney Excess	31
Justice of Peace # 1	32
Justice of Peace # 2	33
Justice of Peace # 3	34
Justice of Peace # 4	35
Constable # 1	36
Constable # 2	37
Constable # 3	38
Constable # 4	39
CH Security (Bailiffs)	40
Sheriff's Dept - Law Enforcement	41
Health & Safety Enforcement	42
911-Dispatch	43
Jail	44
Animal Control/Estray	45
Emergency Management	46

TABLE OF CONTENTS

	<u>Page Reference</u>
Public Assistance	47
Veterans Service Officer	48
Tourism	49
AG Extension Service	50
GENERAL ROAD & BRIDGE	51
PUBLIC WORKS	52
ROAD ENGINEER	53
ROAD & BRIDGE # 1	54
ROAD & BRIDGE # 2	55
ROAD & BRIDGE # 3	56
ROAD & BRIDGE # 4	57
F/M LATERAL GENERAL	58
F/M LATERAL # 1	59
F/M LATERAL # 2	60
F/M LATERAL # 3	61
F/M LATERAL # 4	62
INDIGENT HEALTH CARE	63
LAW LIBRARY	64
JURY FUND	65
INTEREST & SINKING FUND	66
SPECIAL BUDGETS	
CO CLERK RECORDS	67
RECORDS MANAGEMENT & PRESERVATION	68
SHERIFF STATE INVESTIGATIVE FUND	69
DA FORFEITURE	70
PROBATE EDUCATION	71
TECHNOLOGY FUND	72
COUNTY CLERK ARCHIVE	73
DISTRICT CLERK ARCHIVE	74
TOURISM	75
COURTHOUSE SECURITY FUND	76
ELECTION - MACHINE LEASE FUND	77

**HILL COUNTY, TEXAS
BUDGET RECAPITULATION OF ADOPTED BUDGET
FOR FISCAL YEAR OCTOBER 1, 2016 THROUGH SEPTEMBER 30, 2017
ADOPTED BUDGET**

	BEGINNING BALANCE	REVENUES	TOTAL RESOURCES	EXPENDITURES	ENDING BALANCE
GENERAL	\$ 4,200,000	13,425,369	\$ 17,625,369	\$ 13,425,022	\$ 4,200,347
GENERAL R & B	\$ 90,000	98,420	\$ 188,420	\$ 156,426	\$ 31,994
R&B #1	\$ 750,000	458,803	\$ 1,208,803	\$ 1,142,573	\$ 66,230
R&B #2	\$ 400,000	456,194	\$ 856,194	\$ 812,074	\$ 44,120
R&B #3	\$ 585,000	524,161	\$ 1,109,161	\$ 1,031,028	\$ 78,133
R&B #4	\$ 750,000	446,321	\$ 1,196,321	\$ 1,007,278	\$ 189,043
F/M Lat. -#1	\$ 39,000	415,928	\$ 454,928	\$ 454,356	\$ 572
F/M Lat. -#2	\$ 104,300	413,377	\$ 517,677	\$ 515,000	\$ 2,677
F/M Lat. -#3	\$ 294,000	472,066	\$ 766,066	\$ 500,000	\$ 266,066
F/M Lat. -#4	\$ 326,500	399,768	\$ 726,268	\$ 572,000	\$ 154,268
Indigent Health	\$ 54,500	943,735	\$ 998,235	\$ 940,263	\$ 57,972
Law Library	\$ 15,000	21,165	\$ 36,165	\$ 16,000	\$ 20,165
Jury	\$ -	533,575	\$ 533,575	\$ 532,265	\$ 1,310
Int. & Sinking	\$ 143,000	541,870	\$ 684,870	\$ 612,944	\$ 71,926
Rounding	\$ -	(0)	\$ (0)	\$ 0	\$ (1)
Total	\$ 7,751,300	\$ 19,150,752	\$ 26,902,052	\$ 21,717,229	\$ 5,184,822

STATISTICAL DATA

In presenting this budget to the Commissioner's Court of Hill County, Texas the following statistics are set out:

VALUATIONS

ESTIMATED NET TAXABLE VALUATIONS:- 2016

General	Including New Construction	2,292,527,773	2,292,527,773
FM Lateral	Including New Construction	2,280,829,062	2,280,829,062

2016 Tax Rates & Computation of Ad Valorem Revenue

The county levy per \$100.00 valuation in this budget is as follows:

2016	0.477847 (1,947,626,645/100 X .477847 + 1,269,804 = \$10,576,479)	General Tax	2016
TAX	0.075952 (1,936,007,944/100 X .075952 + 208,251 = \$ 1,678,688)	F/M Lateral Tax	TAX
RATES	0.553799 -----	\$12,255,167 Total Tax Levy	RATES

2016 General	Anticipated Taxes from Ceiling Freeze	1,269,804
2016 F/M Lateral Tax	Anticipated Taxes from Ceiling Freeze	208,251

	F/M Lateral	County	Total
Gross Ad Valorem Revenue from 2015 taxes:	1,678,688	10,576,479	12,255,167
Less 3.5% for Delinquent Accounts	(58,754)	(370,177)	(428,931)
Net of 2016 Delinquent Tax Revenue	1,619,934	10,206,302	11,826,236
Anticipated Delinquent Collections during 2016	58,754	370,177	428,931
Total Ad Valorem Revenue - Gross of Commissions	\$1,678,688	\$10,576,479	\$12,255,167

GENERAL DEBT OBLIGATIONS		Limited	Total
		Tax Refunding Series 2010	Obligations
Beginning Balance October 1, 2016		\$4,555,000	\$4,555,000
Payments during this budget year:			
	Principal	465,000	465,000
	Interest	147,944	147,944
	Service	0	0
	Total Payments:	612,944	612,944
Total Debt Outstanding September 30, 2016		\$4,090,000	\$4,090,000

REVENUE PROJECTIONS BY FUND
ADOPTED BUDGET
2016-2017

	FY 2013	FY 2014	FY 2015	FY 2016	05/31/2016	FY 2017
	ACTUAL	ACTUAL	ACTUAL	ADOPTED	ACTUAL	ADOPTED
310-115 AD VALOREM TAX	6,338,164	6,754,045	7,274,369	7,750,155	7,452,219	7,971,854
310-116 AD VALOREM TAX (Delinquent)	179,768	190,368	214,856	272,488	155,514	280,283
310-117 AD VALOREM TAX (Penalty & Interest)	139,674	148,141	142,030	163,493	91,541	168,170
310-200 IN LIEU OF TAX	82,518	104,671	82,970	81,003	7,850	81,003
318-130 CO. SALES TAX	1,272,814	1,296,492	1,303,149	1,345,680	1,581,348	1,432,200
319-100 HOTEL/MOTEL TAX-see Fund 254	-	-	-	-	-	-
320-100 MIXED DRINK TAX	22,061	26,186	30,197	30,200	22,586	22,600
330-201 911 MAINT.	22,619	32,828	34,500	34,500	27,060	34,500
330-700 FLOOD CONTROL	-	3,395	-	-	-	-
333-303 GRANT REIMB. REVENUE	97,314	102,155	57,677	-	38,550	-
340-100 CO. JUDGE FEES	832	888	914	900	670	990
340-200 SHERIFF FEES	44,898	42,292	52,826	42,500	33,788	55,000
340-201 SCAAP/SWBPI PROGRAM	5,010	8,136	8,005	8,000	8,005	8,000
340-202 CONTRACT INMATES	92,295	157,745	127,925	55,000	-	-
340-300 CO. ATTORNEY FEES	11,477	11,937	10,440	7,500	7,345	11,120
340-400 CO. CLERK FEES	215,984	196,296	214,467	237,000	136,050	208,000
340-401 PLAT FEES	200	500	1,750	500	200	500
340-402 COUNTY CLERCK ARCHIVE FEE	-	-	-	-	-	-
340-403 VITAL STATISTICS FEE	1,443	1,421	1,473	1,400	869	1,310
340-404 CC E-FILENG COST RECOVERY	-	27	190	100	732	-
340-500 TAX OFFICE COMMISSIONS	511,816	517,657	572,802	570,000	529,322	600,000
340-501 TAX OFFICE BPP PENALTY	1,315	1,190	-	800	-	-
340-600 DISTRICT ATTORNEY FEES	58	50	18	40	10	20
340-700 DISTRICT CLERK FEES	160,271	179,985	226,021	212,000	114,206	186,100
340-701 COURT REPORTER SERVICE FUND	-	7,380	8,490	7,800	4,530	6,880
340-702 CO CHILD ABUSE PREVENTION FUND	-	20	40	25	78	100
340-704 DC E-FILENG COST RECOVERY	-	196	1,611	1,000	2,342	-
340-801 JUSTICE OF THE PEACE Hillsboro-FEES	29,089	24,472	19,901	19,500	9,248	13,800
340-802 JUSTICE OF THE PEACE Itasca FEES	19,894	23,053	17,273	18,000	11,787	17,600
340-803 JUSTICE OF THE PEACE Hubbard FEES	12,365	21,255	11,961	11,150	5,983	8,900
340-804 JUSTICE OF THE PEACE Whitney FEES	10,917	15,454	11,409	11,500	5,288	7,300
340-805 JUDICIAL EFFICIENCY JP Hillsboro	521	375	264	310	292	438
340-806 JUDICIAL EFFICIENCY JP Itasca	269	444	373	365	159	239
340-807 JUDICIAL EFFICIENCY JP Hubbard	225	239	253	230	118	177
340-808 JUDICIAL EFFICIENCY JP Whitney	313	440	393	365	223	335
340-810 JUDICIAL EFFICIENCY-DC	892	859	758	731	528	777
340-901 CONSTABLE #Hillsboro FEES	14,219	13,890	11,305	11,500	6,141	11,500
340-902 CONSTABLE #Itasca FEES	8,635	9,085	7,796	8,800	3,685	6,000
340-903 CONSTABLE #Hubbard FEES	7,965	12,165	10,807	12,000	6,506	8,500
340-904 CONSTABLE #Whitney FEES	7,895	7,810	9,093	6,400	5,420	7,300
342-401 J.P. #Hillsboro STATE ARREST FEES (80%)	5,583	4,719	4,221	4,257	2,761	4,250
342-402 J.P. #Itasca STATE ARREST FEES (80%)	4,340	4,356	2,962	3,042	2,146	3,050
342-403 J.P. #Hubbard STATE ARREST FEES (80%)	1,768	2,908	1,220	1,326	544	1,325
342-404 J.P. #Whitney STATE ARREST FEES (80%)	1,896	2,140	1,444	1,596	748	1,600
342-405 DIST. CLERK STATE ARREST FEES (80%)	29,728	28,255	29,976	26,990	18,772	29,000
344-000 WASTE MANAGEMENT FEE	71,473	53,943	78,624	65,000	51,811	90,000
344-100 OSSF FEES	39,350	35,600	41,088	36,000	29,885	47,735
349-000 FISCAL SERVICE ADULT PROBATION	2,696	2,961	3,523	3,200	-	3,200
350-101 JUSTICE OF THE PEACE #Hillsboro FINES	48,421	46,367	45,435	48,000	32,226	45,400
350-102 JUSTICE OF THE PEACE #Itasca FINES	37,452	41,952	29,421	31,128	21,713	29,400
350-103 JUSTICE OF THE PEACE #Hubbard FINES	16,314	29,541	12,287	15,012	5,928	12,250
350-104 JUSTICE OF THE PEACE #Whitney FINES	16,753	20,062	15,444	17,591	8,873	7,700
360-100 INTEREST	46,503	40,787	40,262	32,000	22,177	30,000
364-100 SALE OF FIXED ASSETS	44,450	14,664	4,316	-	20,760	-
365-200 CONTRIBUTIONS	-	-	1,000	-	-	-
366-101 CO. JUDGE STATE SAL. SUPPLEMENT	10,000	21,069	17,741	25,200	15,828	25,200
366-102 CO. ATTORNEY SAL. SUPPLEMENT	-	140,000	70,000	70,000	-	70,000
366-104 CO. COURT-AT-LAW SUPPLEMENT	75,000	84,000	84,000	84,000	63,000	84,000
366-105 DA STATE PROSECUTORS OFFSET	-	-	350	4,199	2,799	3,849
366-106 DA-ASST ATTY SUPPLEMENT	3,180	2,640	2,880	3,120	2,140	7,180
366-107 STATE APPROPRIATIONS PAYROLL	-	-	-	-	14,111	-
368-100 MISCELLANEOUS	107,866	78,041	86,921	14,400	82,315	14,400
368-101 COMMISSION FROM VENDORS	15,703	21,084	20,113	18,000	10,107	12,000
368-102 COMMISSION FROM STATE	28,876	29,743	10,050	30,000	-	28,000
368-103 FUEL REIMBURSEMENTS	7,798	13,417	12,480	14,000	7,491	11,100
368-104 ELECTION REVENUES	426	257	50	100	606	100
368-150 UNCLAIMED REVENUES	-	-	-	250,000	-	250,000
368-200 TOBACCO SETTLEMENT	16,594	15,367	21,690	18,000	15,394	15,000
370-100 RENTAL INCOME - BLDGS/TOWERS	5,590	5,160	7,000	5,000	5,550	5,500
370-301 CORPS OF ENGINEERS LAKE PATROL	48,265	47,737	50,173	53,000	-	51,800
380-200 PROCEEDS FROM CAPITAL LEASE	201,251	24,616	85,286	-	-	1,000,000
390-000 TRANSFERS IN	27	-	-	203,993	203,993	-
390-102 TRANSFER FROM EMPLOYEE HOSP.	-	-	-	-	-	-
390-200 TRANSFER FROM ROAD & BRIDGE	-	-	-	-	-	45,834
390-225 TRANSFER FROM IND. HEALTH CARE	100,000	150,000	100,000	100,000	-	100,000
390-246 TRANSFER FROM TECHNOLOGY FUND	28,000	30,000	20,000	22,000	-	20,000
390-250 TRANSFERS FROM CRIMINAL JUSTICE	-	-	-	-	-	-
390-252 TRANSFERS FROM HOT CHECK	-	10,000	10,000	10,000	-	-
390-255 TRANSFER FROM CL HOUSE SECURITY	40,000	46,000	20,000	25,000	-	25,000
390-300 TRANSFERS FROM CT. HOUSE PROJECT	51,471	-	-	200,000	-	200,000
TOTAL GENERAL	10,420,500	10,960,928	11,398,263	12,358,089	10,911,871	13,425,369

REVENUE PROJECTIONS BY FUND
ADOPTED BUDGET
2016-2017

	FY 2013	FY 2014	FY 2015	FY 2016	05/31/2016	FY 2017
	ACTUAL	ACTUAL	ACTUAL	ADOPTED	ACTUAL	ADOPTED
Account..... 200						
310-115 AD VALOREM TAX	-	644,344	-	-	-	-
310-116 AD VALOREM TAX (Delinquent)	-	19,705	-	-	-	-
310-117 AD VALOREM TAX (Penalty & Interest)	-	14,216	-	-	-	-
310-200 IN LIEU OF TAX	-	73	-	-	-	-
318-130 CO. SALES TAX	-	158,109	73,196	-	-	-
330-201 911 HOTCOG REIMBURSEMENT	5,176	-	-	-	-	-
330-700 FLOOD CONTROL	-	647	-	-	-	-
333-301 FEMA/ GRANT REVENUE	-	42,394	-	-	-	-
339-100 LATERAL ROAD REFUND	-	48,569	-	-	-	-
340-502 AUTO REGISTRATION	-	370,889	-	-	-	-
340-503 AUTO REGISTRATION \$10 00 FEES	-	362,742	-	-	-	-
340-801 JP # Hillsboro DSC Fee	-	-	-	1,400	-	1,400
340-802 JP # Itasca DSC Fee	-	-	-	850	-	850
340-803 JP # Malone DSC Fee	-	-	-	450	-	450
340-804 JP # Whitney DSC Fee	-	-	-	120	-	120
344-100 OSSF FEES	-	-	-	-	-	-
349-100 GROSS & AXLE WEIGHT FEES	-	126,575	-	-	-	-
350-101 JUSTICE OF THE PEACE #Hillsboro FINES	48,421	46,367	45,435	48,000	32,226	45,400
350-102 JUSTICE OF THE PEACE #Itasca FINES	37,452	41,952	29,421	31,128	21,713	29,400
350-103 JUSTICE OF THE PEACE #Hubbard FINES	16,314	29,541	12,287	15,012	5,928	12,250
350-104 JUSTICE OF THE PEACE #Whitney FINES	16,753	20,062	15,444	17,591	8,873	7,700
360-100 INTEREST	-	23,602	3,240	3,500	643	850
364-100 SALE OF FIXED ASSETS	-	1,400	-	-	-	-
364-200 SALE OF 911 SIGNAGE	-	-	-	-	-	-
368-100 MISCELLANEOUS	-	3,164	-	-	-	-
390-245 TRANSFER FROM JP COURT COSTS	24,000	-	10,000	-	-	-
TOTAL GENERAL ROAD & BRIDGE	148,116	1,954,352	189,023	118,051	69,383	98,420
Account..... 201						
310-115 AD VALOREM TAX	188,986	-	102,867	180,468	173,530	185,630
310-116 AD VALOREM TAX (Delinquent)	5,361	-	2,747	6,345	3,621	6,527
310-117 AD VALOREM TAX (Penalty & Interest)	4,165	-	2,035	3,807	2,132	3,916
310-200 IN LIEU OF TAX	4,429	-	3,031	3,772	295	3,772
318-130 CO. SALES TAX	37,952	-	20,946	31,335	36,829	33,350
330-201 911 HOTCOG REIMBURSEMENT	-	-	-	-	-	-
330-700 FLOOD CONTROL	-	-	1,119	1,100	-	1,100
333-301 FEMA/ GRANT REVENUE	388,517	-	24,925	-	139,085	-
339-100 LATERAL ROAD REFUND	11,520	-	11,501	11,501	11,497	11,501
340-502 AUTO REGISTRATION	101,939	-	88,081	88,020	88,155	88,020
340-503 AUTO REGISTRATION \$10 00 FEES	75,401	-	89,853	87,042	56,028	88,020
349-100 GROSS & AXLE WEIGHT FEES	28,086	-	37,544	37,544	35,767	35,767
360-100 INTEREST	1,730	-	1,867	1,500	646	1,200
364-100 SALE OF FIXED ASSETS	2,498	-	-	-	166,835	-
368-100 MISCELLANEOUS	3,365	-	8,585	-	3,212	-
380-100 ISSUANCE OF TIME WARRANT	-	-	-	-	-	-
380-200 PROCEEDS FROM CAPITAL LEASE	-	-	127,287	-	-	-
390-000 TRANSFERS IN	-	-	51,656	48,900	48,900	-
390-450 TRANSFER FROM J.P. COURT COST	-	-	-	-	-	-
TOTAL ROAD & BRIDGE # 1	853,947	-	574,046	501,334	766,532	458,803
Account..... 202						
310-115 AD VALOREM TAX	187,826	-	102,236	179,361	172,466	184,491
310-116 AD VALOREM TAX (Delinquent)	5,227	-	2,732	6,306	3,500	6,487
310-117 AD VALOREM TAX (Penalty & Interest)	4,139	-	2,022	3,784	2,118	3,892
310-200 IN LIEU OF TAX	4,401	-	3,013	3,751	293	3,751
318-130 CO. SALES TAX	37,719	-	20,859	31,143	36,591	33,145
330-201 911 HOTCOG REIMBURSEMENT	-	-	-	-	-	-
330-700 FLOOD CONTROL	-	-	1,113	1,094	-	1,094
333-301 FEMA/ GRANT REVENUE	158,011	-	-	-	66,499	-
339-100 LATERAL ROAD REFUND	11,449	-	11,430	11,430	11,426	11,426
340-502 AUTO REGISTRATION	101,313	-	87,540	87,480	87,614	87,480
340-503 AUTO REGISTRATION \$10 00 FEES	74,938	-	89,302	86,508	55,685	87,480
349-100 GROSS & AXLE WEIGHT FEES	27,913	-	37,314	37,314	35,548	35,548
360-100 INTEREST	5,241	-	3,296	2,300	801	1,400
364-100 SALE OF FIXED ASSETS	46,324	-	46,977	-	4,823	-
365-200 CONTRIBUTIONS/DONATIONS	-	-	-	-	-	-
368-100 MISCELLANEOUS	5,321	-	6,674	-	987	-
380-100 ISSUANCE OF TIME WARRANT	-	-	-	-	-	-
380-200 PROCEEDS FROM CAPITAL LEASE	-	-	-	-	-	-
390-000 TRANSFERS IN	-	-	61,166	48,600	48,600	-
390-450 TRANSFER FROM J.P. COURT COST	-	-	-	-	-	-
390-883 TRANSFERS FROM OAK SPRINGS ACCT.	-	-	-	-	-	-
TOTAL ROAD & BRIDGE # 2	669,825	-	475,674	499,071	527,050	456,194

REVENUE PROJECTIONS BY FUND
ADOPTED BUDGET
2016-2017

	FY 2013	FY 2014	FY 2015	FY 2016	05/31/2016	FY 2017
	ACTUAL	ACTUAL	ACTUAL	ADOPTED	ACTUAL	ADOPTED
Account..... 203						
310-115 AD VALOREM TAX	214,493	-	116,751	204,826	196,951	210,685
310-116 AD VALOREM TAX (Delinquent)	6,084	-	3,119	7,201	4,110	7,407
310-117 AD VALOREM TAX (Penalty & Interest)	4,727	-	2,310	4,321	2,419	4,444
310-200 IN LIEU OF TAX	5,027	-	3,440	4,282	335	4,282
318-130 CO. SALES TAX	43,074	-	23,802	35,564	41,793	37,851
330-201 911 HOTCOG REIMBURSEMENT	-	-	-	-	-	-
330-700 FLOOD CONTROL	-	-	1,270	1,249	-	1,249
333-301 FEMA GRANT REVENUE	-	-	-	-	9,876	-
339-100 LATERAL ROAD REFUND	13,075	-	13,053	13,053	13,048	13,048
340-502 AUTO REGISTRATION	115,697	-	99,969	99,900	100,053	99,900
340-503 AUTO REGISTRATION \$10 00 FEES	85,578	-	101,980	98,790	63,591	99,900
349-100 GROSS & AXLE WEIGHT FEES	31,876	-	42,611	42,611	40,595	40,595
360-100 INTEREST	11,449	-	6,555	5,000	3,766	4,800
364-100 SALE OF FIXED ASSETS	-	-	-	-	-	-
365-200 CONTRIBUTIONS/DONATIONS	-	-	-	-	-	-
368-100 MISCELLANEOUS	4,238	-	15,807	-	1,370	-
390-100 ISSUANCE OF TIME WARRANT	-	-	-	-	-	-
390-000 TRANSFERS IN	-	-	50,337	55,500	55,500	-
390-450 TRANSFER FROM J.P. COURT COST	-	-	-	-	-	-
390-600 TRANSFER FROM ROAD DIST. ACCTS.	-	-	-	-	-	-
TOTAL ROAD & BRIDGE # 3	535,318	-	481,007	572,297	533,407	524,161
Account..... 204						
310-115 AD VALOREM TAX	181,643	-	98,871	173,456	166,788	178,418
310-116 AD VALOREM TAX (Delinquent)	5,150	-	2,642	6,099	3,480	6,273
310-117 AD VALOREM TAX (Penalty & Interest)	4,003	-	1,956	3,659	2,049	3,764
310-200 IN LIEU OF TAX	4,257	-	2,913	3,626	283	3,626
318-130 CO. SALES TAX	36,477	-	20,118	30,118	35,392	32,054
330-201 911 HOTCOG REIMBURSEMENT	-	-	-	-	-	-
330-700 FLOOD CONTROL	-	-	1,076	1,058	-	1,058
333-301 FEMA GRANT REVENUE	-	-	-	-	-	-
339-100 LATERAL ROAD REFUND	11,073	-	11,054	11,054	11,050	11,050
340-502 AUTO REGISTRATION	97,978	-	84,658	84,600	84,730	84,600
340-503 AUTO REGISTRATION \$10 00 FEES	72,471	-	86,362	83,660	53,851	84,600
349-100 GROSS & AXLE WEIGHT FEES	26,994	-	36,085	36,085	34,378	34,378
360-100 INTEREST	7,746	-	6,983	4,000	5,517	6,500
364-100 SALE OF FIXED ASSETS	26,890	-	-	-	10,899	-
368-100 MISCELLANEOUS	4,788	-	3,062	-	792	-
390-000 TRANSFERS IN	-	-	57,310	47,000	47,000	-
390-450 TRANSFER FROM J.P. COURT COST	-	-	-	-	-	-
TOTAL ROAD & BRIDGE # 4	479,470	-	413,091	484,415	456,209	446,321
Account..... 210						
310-111 SPECIAL INVENTORY TAX	-	-	-	-	-	-
310-115 FM LATERAL ROAD TAX	-	1,411,701	-	-	-	-
310-116 FM LATERAL ROAD TAX-Delinquent	-	38,271	-	-	-	-
310-117 FM LATERAL ROAD TAX-(Pen & Int)	-	30,854	-	-	-	-
310-310-200 IN LIEU OF TAX	-	-	-	-	-	-
TOTAL FM LATERAL GENERAL	-	1,480,826	-	-	-	-

REVENUE PROJECTIONS BY FUND
ADOPTED BUDGET
2016-2017

	FY 2013	FY 2014	FY 2015	FY 2016	05/31/2016	FY 2017
	ACTUAL	ACTUAL	ACTUAL	ADOPTED	ACTUAL	ADOPTED
310-111 SPECIAL INVENTORY TAX	-	-	-	-	-	-
310-115 F/M LATERAL ROAD TAX	333,846	-	356,452	383,525	371,741	394,093
310-116 F/M LATERAL ROAD TAX-Definquent	9,467	-	10,411	13,281	7,773	13,647
310-117 F/M LATERAL ROAD TAX-(Pen & Int)	7,355	-	6,968	7,969	4,566	8,188
310-200 IN LIEU OF TAX	200	-	-	-	-	-
364-100 SALE OF FIXED ASSETS	2,937	-	-	-	-	-
TOTAL F/M LATERAL #1	353,805	-	373,831	404,775	384,080	415,928
Account..... 212						
310-111 SPECIAL INVENTORY TAX	-	-	-	-	-	-
310-115 F/M LATERAL ROAD TAX	331,798	-	354,265	381,172	369,460	391,676
310-116 F/M LATERAL ROAD TAX-Definquent	9,411	-	10,347	13,199	7,725	13,563
310-117 F/M LATERAL ROAD TAX-(Pen & Int)	7,310	-	6,925	7,920	4,538	8,138
310-200 IN LIEU OF TAX	198	-	-	-	-	-
364-100 SALE OF FIXED ASSETS	2,498	-	-	-	-	-
TOTAL F/M LATERAL #2	351,215	-	371,538	402,291	381,723	413,377
Account..... 213						
310-111 SPECIAL INVENTORY TAX	-	-	-	-	-	-
310-115 F/M LATERAL ROAD TAX	378,905	-	404,562	435,289	421,914	447,284
310-116 F/M LATERAL ROAD TAX-Definquent	10,745	-	11,817	15,074	8,822	15,489
310-117 F/M LATERAL ROAD TAX-(Pen & Int.)	8,348	-	7,909	9,044	5,183	9,293
310-200 IN LIEU OF TAX	227	-	-	-	-	-
364-100 SALE OF FIXED ASSETS	-	-	-	-	-	-
TOTAL F/M LATERAL #3	398,224	-	424,287	459,407	435,919	472,066
Account..... 214						
310-111 SPECIAL INVENTORY TAX	-	-	-	-	-	-
310-115 F/M LATERAL ROAD TAX	320,874	-	342,602	368,623	357,296	378,781
310-116 F/M LATERAL ROAD TAX-Definquent	9,100	-	10,006	12,765	7,471	13,117
310-117 F/M LATERAL ROAD TAX (Pen & Int)	7,069	-	6,697	7,659	4,389	7,870
310-200 IN LIEU OF TAX	192	-	-	-	-	-
364-100 SALE OF FIXED ASSETS	119,000	-	-	-	-	-
TOTAL F/M LATERAL #4	456,236	-	359,305	389,047	369,156	399,768
Account..... 225						
310-115 AD VALOREM TAX	618,357	643,338	669,139	738,110	709,735	759,225
310-116 AD VALOREM TAX (Definquent)	17,538	18,155	19,661	25,951	14,811	26,694
310-117 AD VALOREM TAX (Penalty & Interest)	13,627	14,118	13,074	15,570	8,718	16,016
318-130 CO. SALES TAX	124,177	126,487	127,137	128,160	150,605	136,400
360-100 INTEREST	-	-	-	-	-	-
361-100 SSI REIMB.	-	-	8,200	-	6,800	-
361-200 INMATE MEDICAL REIMB.	12,354	10,487	22,067	5,400	2,780	5,400
361-201 INDIGENT MEDICAL REIMB	1,400	1,449	6,739	-	4,137	-
390-000 TRANSFERS IN	-	-	-	-	-	-
TOTAL INDIGENT HEALTH CARE	787,454	814,034	866,017	913,191	897,586	943,735
Account..... 227						
340-400 CO. CLERK FEES	4,445	5,040	5,215	6,000	3,465	5,100
340-700 DIST. CLERK FEES	17,395	17,220	19,810	20,000	10,570	16,050
360-100 INTEREST	913	396	104	150	10	15
368-100 MISCELLANEOUS	-	-	-	-	-	-
390-000 TRANSFERS IN	-	-	-	-	-	-
TOTAL LAW LIBRARY	22,753	22,656	25,129	26,150	14,045	21,165
Account..... 229						
333-300 INDIGENT DEFENSE GRANT	35,560	62,512	39,753	50,000	30,039	40,200
333-309 INDIGENT DEFENSE COORD. GRANT	-	-	-	-	-	-
340-400 CO. CLERK FEES - HB 1295	2,540	2,900	2,980	3,300	1,980	2,910
340-600 JUV. SUMMONS FEES	1,333	795	1,930	1,300	746	1,120
340-700 DIST. CLERK FEES	284,720	283,488	331,406	314,000	211,878	322,500
340-701 COURT REPORTER SERVICE FUND	7,470	-	-	-	-	-
340-702 REIMB FOR CT APPT ATTORNEY FEE	77,728	81,506	60,717	50,000	27,766	30,000
360-100 INTEREST	32	41	73	75	26	45
368-100 MISCELLANEOUS	2,431	2,339	14,664	-	2,449	-
368-201 STATE JUROR REIMB.	6,290	10,584	13,328	10,000	5,474	6,800
390-000 TRANSFERS IN	-	-	-	-	-	-
390-100 TRANSFER FROM GENERAL	200,000	127,000	200,000	150,000	150,000	130,000
390-392 TRANSFER FROM COURT REPORTER FD	-	-	-	-	-	-
TOTAL JURY FUND	618,104	571,165	664,851	578,675	430,358	533,575
Account..... 400						
310-115 AD VALOREM TAX	626,104	599,136	563,422	500,861	554,821	511,874
310-116 AD VALOREM TAX (Definquent)	17,808	18,401	19,062	17,610	13,487	17,997
310-117 AD VALOREM TAX (Penalty & Interest)	14,004	13,827	12,159	10,566	7,630	10,799
360-100 INTEREST	2,103	1,369	2,193	1,600	744	1,200
380-100 EXCESS COST OF ISSUANCE	-	-	-	-	-	-
390-000 TRANSFERS IN	-	-	-	-	-	-
TOTAL INTEREST & SINKING FUND	660,019	632,733	596,837	530,637	576,682	541,870
TOTAL REVENUES	16,754,985	16,436,694	17,212,898	18,237,430	16,754,001	19,150,752

100 - GENERAL - COUNTYJUDGE	FY 2013	FY 2014	FY 2015	FY 2016	05/31/2016	FY 2017
ACCOUNT	ACTUAL	ACTUAL	ACTUAL	ADOPTED	Actual	ADOPTED
100-5-1101-1101 SALARY	52,057	53,148	54,728	54,728	35,986	56,370
100-5-1101-1102 STATE SALARY SUPPLEMENT	14,794	15,000	17,834	25,200	16,571	25,200
100-5-1101-1103 JUVENILE BOARD SUPPLEMENT	1,973	2,000	4,800	4,800	3,156	4,800
100-5-1101-1107 COURT COORDINATOR	30,459	31,221	33,170	32,954	21,167	33,943
100-5-1101-1108 COURT REPORTER		5,691	6,228	6,235	4,005	6,422
100-5-1101-1201 SOCIAL SECURITY & MEDICARE	7,318	7,922	8,641	9,480	6,011	9,695
100-5-1101-1202 UNEMPLOYMENT TAX	383	219	299	380	159	392
100-5-1101-1203 RETIREMENT	7,389	8,510	9,223	9,492	6,219	9,708
100-5-1101-1204 RETIREMENT LIFE INSURANCE	400	455	519	464	376	318
100-5-1101-1205 WORKERS COMP	423	426	373	502	341	513
100-5-1101-1209 HEALTH INSURANCE	19,099	20,616	20,738	21,029	14,595	20,475
100-5-1101-2301 DUES & MEMBERSHIPS	795	545	778	925	675	795
100-5-1101-2302 TRAINING & MILEAGE REIMB	1,764	2,356	296	4,000	1,624	3,500
100-5-1101-2303 BONDS & INSURANCE	100	100	278	250	-	250
100-5-1101-2305 CONTRACT SERVICES	-	-	225	100	-	100
100-5-1101-3101 SUPPLIES	477	799	730	1,250	167	1,250
100-5-1101-3102 POSTAGE	675	412	675	650	325	650
100-5-1101-3103 MACHINE & EQUIP RENTAL	1,910	1,910	1,910	1,950	1,114	1,950
100-5-1101-3104 TELEPHONE	2,331	1,843	2,024	2,200	1,079	2,200
100-5-1101-3110 MISCELLANEOUS	-	27	103	100	17	100
TOTAL COUNTY JUDGE	142,347	153,202	163,571	176,689	113,587	178,631

100 - GENERAL - NON DEPT. ADMIN.	FY 2013	FY 2014	FY 2015	FY 2016	05/31/2016	FY 2017
ACCOUNT	ACTUAL	ACTUAL	ACTUAL	ADOPTED	Actual	ADOPTED
100-5-1103-1105 STAFF WAGES	-	-	-	-	-	-
100-5-1103-2101 PURCHASED PROFESSIONAL SERVICE	26,524	26,290	26,261	30,050	27,500	30,050
100-5-1103-2102 STATEMENT OF FACTS	8,762	15,241	27,481	19,000	5,887	19,000
100-5-1103-2104 GRANT EXPENDITURES	93,315	103,408	56,160	-	30,647	-
100-5-1103-2301 DUES & MEMBERSHIPS	6,725	6,725	6,640	6,900	4,267	6,900
100-5-1103-2302 TRAINING & MILEAGE REIMB	-	250	350	1,000	560	300
100-5-1103-2303 BONDS & INSURANCE	45,269	35,953	34,563	42,000	-	42,000
100-5-1103-2307 LEGAL NOTICES	3,783	2,318	1,533	3,000	991	3,000
100-5-1103-2315 BANK SERVICE CHARGES	3,652	9,337	6,079	8,500	14,053	25,000
100-5-1103-3101 SUPPLIES	493	250	55	500	250	500
100-5-1103-3103 MACHINE & EQUIPMENT RENTAL	-	-	-	4,000	3,009	4,000
100-5-1103-3110 MISCELLANEOUS	11,569	2,969	28,960	10,000	1,550	5,000
100-5-1103-3201 UTILITIES	-	-	-	-	-	-
100-5-1103-3202 FUEL	-	-	-	-	-	-
100-5-1103-3701 OTHER SUPPLIES	-	-	-	-	49	-
100-5-1103-4101 CAPITAL OUTLAY	51,472	-	-	200,000	24,653	200,000
100-5-1103-4102 JP TECH EQUIPMENT	-	831	-	-	-	-
100-5-1103-7102 JPO INS & UTILITIES	9,845	10,100	9,886	10,500	5,285	10,500
100-5-1103-7103 ADULT PROBATION	10,258	10,742	10,092	11,000	6,503	11,000
100-5-1103-7200 ASST. CA LONGEVITY	-	-	-	-	-	-
100-5-1103-7210 APPRAISALS	239,094	277,220	295,668	310,451	158,638	310,451
100-5-1103-7211 COURT OF APPEALS JUDGES	1,641	1,942	1,936	2,100	1,937	2,100
100-5-1103-7601 ANNUAL LEAVE CONTINGENCY	-	-	-	35,000	-	37,000
100-5-1103-7602 CONTINGENCIES	79,802	3,069	-	25,000	-	37,000
100-5-1103-9201 TRANSFER TO ROAD & BRIDGE #1	-	-	51,656	-	-	-
100-5-1103-9202 TRANSFER TO ROAD & BRIDGE #2	-	-	61,166	-	-	-
100-5-1103-9203 TRANSFER TO ROAD & BRIDGE #3	-	-	50,337	-	-	-
100-5-1103-9204 TRANSFER TO ROAD & BRIDGE #4	-	-	57,310	-	-	-
100-5-1103-9225 TRANSFER TO INDIGENT HEALTH	-	-	-	-	-	-
100-5-1103-9229 TRANSFER TO JURY	200,000	127,000	200,000	150,000	150,000	130,000
100-5-1103-9248 TRANSFER TO CO CLERK ARCHIVES	-	-	-	-	-	-
100-5-1103-9254 TRANSFER TO TOURISM	90,485	-	-	-	-	-
100-5-1103-9257 TRANSFER TO CRIME VICTIMS AGSI	-	-	-	-	-	0
100-5-1103-9265 TRANSFER TO ELECTION LEASE	-	-	-	-	-	-
100-5-1103-9275 TRANSFER TO CO JUV PROB TJPC 8	62,000	62,000	62,000	62,000	62,000	69,000
100-5-1103-9300 TRANSFER TO COURTHOUSE PROJECT	20,000	-	-	-	-	-
TOTAL NON DEPT. ADMIN.	964,689	695,644	988,131	931,001	497,779	942,801

100 - GENERAL - COMPUTER	FY 2013	FY 2014	FY 2015	FY 2016	05/31/2016	FY 2017
ACCOUNT	ACTUAL	ACTUAL	ACTUAL	ADOPTED	Actual	ADOPTED
100-5-1104-1104 DEPARTMENT HEAD SALARY	56,630	58,045	61,213	60,986	39,172	62,815
100-5-1104-1105 STAFF WAGES	44,002	44,974	46,902	81,804	30,010	94,258
100-5-1104-1106 PART TIME WAGES	-	-	5,664	13,312	8,560	15,556
100-5-1104-1111 TECH SUPPLEMENT	5,019	5,019	5,019	5,000	3,212	5,000
100-5-1104-1201 SOCIAL SECURITY & MEDICARE	7,991	8,241	9,064	12,324	6,189	13,589
100-5-1104-1202 UNEMPLOYMENT TAX	1,325	758	1,072	1,563	605	1,723
100-5-1104-1203 RETIREMENT	7,869	8,599	9,387	11,321	6,235	12,415
100-5-1104-1204 RETIREMENT LIFE INSURANCE	426	460	530	695	376	762
100-5-1104-1205 WORKERS COMP	448	478	620	666	332	734
100-5-1104-1206 TRAVEL	-	-	-	-	-	-
100-5-1104-1209 HEALTH INSURANCE	16,893	16,880	17,046	26,717	11,874	26,006
100-5-1104-2301 DUES & MEMBERSHIPS	-	185	150	300	-	350
100-5-1104-2302 TRAINING & MILEAGE REIMB	4,807	2,325	7,080	7,000	3,774	6,500
100-5-1104-2305 CONTRACT SERVICES	30,532	28,325	36,340	76,000	55,064	76,000
100-5-1104-3101 SUPPLIES	5,534	6,220	4,583	7,000	2,775	6,500
100-5-1104-3103 SOFTWARE AND MAINTENANCE	235,116	263,394	296,943	270,000	122,522	375,200
100-5-1104-3104 TELEPHONE	8,840	12,972	33,224	38,350	22,755	49,065
100-5-1104-3110 MISCELLANEOUS	50	-	50	-	50	50
100-5-1104-4101 CAPITAL OUTLAY	64,903	59,739	51,560	75,000	62,405	75,000
100-5-1104-4102 CASE MANAGEMENT SYSTEM			-	300,000	45,260	1,000,000
100-5-1104-8103 CAPITAL LEASE						218,000
TOTAL COMPUTER	490,385	516,614	586,448	988,038	421,170	2,039,525

100 - GENERAL - COUNTY CLERK	FY 2013	FY 2014	FY 2015	FY 2016	05/31/2016	FY 2017
ACCOUNT	ACTUAL	ACTUAL	ACTUAL	ADOPTED	Actual	ADOPTED
100-5-1109-1101 SALARY	45,605	46,770	48,161	48,161	31,667	49,606
100-5-1109-1105 STAFF WAGES	129,021	129,469	135,818	137,279	88,232	140,300
100-5-1109-1106 PART TIME WAGES	-	-	-	-	-	-
100-5-1109-1201 SOCIAL SECURITY & MEDICARE	12,914	12,836	13,239	14,186	8,609	14,528
100-5-1109-1202 UNEMPLOYMENT TAX	1,619	1,968	1,229	1,332	596	1,361
100-5-1109-1203 RETIREMENT	13,061	13,888	14,524	14,205	9,212	14,547
100-5-1109-1204 RETIREMENT LIFE INSURANCE	707	743	819	872	555	893
100-5-1109-1205 WORKERS COMP	743	718	743	751	511	769
100-5-1109-1209 HEALTH INSURANCE	54,511	53,626	60,198	63,086	41,905	64,562
100-5-1109-2301 DUES & MEMBERSHIPS	85	125	125	150	-	125
100-5-1109-2302 TRAINING & MILEAGE REIMB	4,483	6,756	4,613	4,500	2,196	4,500
100-5-1109-2303 BONDS & INSURANCE	4,208	4,024	4,234	3,700	-	3,700
100-5-1109-2305 CONTRACT SERVICES-ARCHIVE	-	2,863	1,000	-	(3,500)	0
100-5-1109-3101 SUPPLIES	9,510	16,866	18,652	17,000	5,731	17,000
100-5-1109-3102 POSTAGE	2,516	2,100	2,166	2,500	-	2,000
100-5-1109-3103 MACHINE & EQUIP RENTAL	4,327	3,627	4,019	3,401	1,984	3,401
100-5-1109-3104 TELEPHONE	1,207	823	878	1,200	- 613	1,200
100-5-1109-3110 MISCELLANEOUS	-	-	-	-	-	0
100-5-1109-3111 MICROFILM & INDEXING	-	-	-	-	-	0
100-5-1109-4101 CAPITAL OUTLAY	11,600	13	-	5,000	-	5,000
TOTAL COUNTY CLERK	296,117	297,214	310,419	317,323	188,311	323,493

100-GENERAL-COMMISSIONER PCT. 1	FY 2013	FY 2014	FY 2015	FY 2016	05/31/2016	FY 2017
ACCOUNT	ACTUAL	ACTUAL	ACTUAL	ADOPTED	Actual	ADOPTED
100-5-1111-1101 SALARY	-	47,638	12,905	-	-	-
100-5-1111-1201 SOCIAL SECURITY & MEDICARE	-	3,778	1,050	-	-	-
100-5-1111-1202 UNEMPLOYMENT TAX	-	-	-	-	-	-
100-5-1111-1203 RETIREMENT	-	3,789	1,038	-	-	-
100-5-1111-1204 RETIREMENT LIFE INSURANCE	-	203	56	-	-	-
100-5-1111-1205 WORKERS COMP	-	193	63	-	-	-
100-5-1111-1209 HEALTH INSURANCE	-	35	8	-	-	-
100-5-1111-2301 DUES & MEMBERSHIPS	-	220	-	-	-	-
100-5-1111-2302 TRAINING & MILEAGE REIMB	-	1,818	195	-	-	-
100-5-1111-2303 BONDS & INSURANCE	-	100	100	-	-	-
100-5-1111-3101 SUPPLIES	-	101	5	-	-	-
100-5-1111-3104 TELEPHONE	-	667	103	-	-	-
100-5-1111-3107 REPAIRS	-	27	-	-	-	-
100-5-1111-3110 MISCELLANEOUS	-	-	-	-	-	-
100-5-1111-3202 FUEL	-	2,240	164	-	-	-
100-5-1111-4101 CAPITAL OUTLAY	-	-	-	-	-	-
TOTAL COMMISSIONER PCT. 1	-	60,808	15,687	-	-	-

100-GENERAL-COMMISSIONER PCT. 2	FY 2013	FY 2014	FY 2015	FY 2016	05/31/2016	FY 2017
ACCOUNT	ACTUAL	ACTUAL	ACTUAL	ADOPTED	Actual	ADOPTED
100-5-1112-1101 SALARY	-	47,652	12,636	-	-	-
100-5-1112-1201 SOCIAL SECURITY & MEDICARE	-	2,828	823	-	-	-
100-5-1112-1202 UNEMPLOYMENT TAX	-	-	-	-	-	-
100-5-1112-1203 RETIREMENT	-	3,786	1,019	-	-	-
100-5-1112-1204 RETIREMENT LIFE INSURANCE	-	203	55	-	-	-
100-5-1112-1205 WORKERS COMP	-	193	63	-	-	-
100-5-1112-1209 HEALTH INSURANCE	-	12,337	3,206	-	-	-
100-5-1112-2301 DUES & MEMBERSHIPS	-	220	-	-	-	-
100-5-1112-2302 TRAINING & MILEAGE REIMB	-	463	-	-	-	-
100-5-1112-2303 BONDS & INSURANCE	-	100	-	-	-	-
100-5-1112-3101 SUPPLIES	-	-	-	-	-	-
100-5-1112-3104 TELEPHONE	-	690	216	-	-	-
100-5-1112-3107 REPAIRS	-	55	-	-	-	-
100-5-1112-3110 MISCELLANEOUS	-	27	-	-	-	-
100-5-1112-3202 FUEL	-	406	-	-	-	-
100-5-1112-4101 CAPITAL OUTLAY	-	-	-	-	-	-
TOTAL COMMISSIONER PCT. 2	-	68,960	18,018	-	-	-

100-GENERAL-COMMISSIONER PCT. 3	FY 2013	FY 2014	FY 2015	FY 2016	05/31/2016	FY 2017
ACCOUNT	ACTUAL	ACTUAL	ACTUAL	ADOPTED	Actual	ADOPTED
100-5-1113-1101 SALARY	-	47,638	12,905	-	-	-
100-5-1113-1201 SOCIAL SECURITY & MEDICARE	-	3,711	987	-	-	-
100-5-1113-1202 UNEMPLOYMENT TAX	-	-	-	-	-	-
100-5-1113-1203 RETIREMENT	-	3,789	1,038	-	-	-
100-5-1113-1204 RETIREMENT LIFE INSURANCE	-	203	56	-	-	-
100-5-1113-1205 WORKERS COMP	-	193	63	-	-	-
100-5-1113-1209 HEALTH INSURANCE	-	35	8	-	-	-
100-5-1113-2301 DUES & MEMBERSHIPS	-	220	-	-	-	-
100-5-1113-2302 TRAINING & MILEAGE REIMB	-	2,341	665	-	-	-
100-5-1113-2303 BONDS & INSURANCE	-	-	-	-	-	-
100-5-1113-3101 SUPPLIES	-	27	-	-	-	-
100-5-1113-3104 TELEPHONE	-	980	26	-	-	-
100-5-1113-3107 REPAIRS	-	12	-	-	-	-
100-5-1113-3110 MISCELLANEOUS	-	-	127	-	-	-
100-5-1113-3202 FUEL	-	593	-	-	-	-
100-5-1113-4101 CAPITAL OUTLAY	-	-	-	-	-	-
TOTAL COMMISSIONER PCT. 3	-	59,741	15,876	-	-	-

100-GENERAL-COMMISSIONER PCT. 4	FY 2013	FY 2014	FY 2015	FY 2016	05/31/2015	FY 2017
ACCOUNT	ACTUAL	ACTUAL	ACTUAL	ADOPTED	Actual	ADOPTED
100-5-1114-1101 SALARY	-	47,638	12,905	-	-	-
100-5-1114-1201 SOCIAL SECURITY & MEDICARE	-	3,646	988	-	-	-
100-5-1114-1202 UNEMPLOYMENT TAX	-	-	-	-	-	-
100-5-1114-1203 RETIREMENT	-	3,789	1,038	-	-	-
100-5-1114-1204 RETIREMENT LIFE INSURANCE	-	203	56	-	-	-
100-5-1114-1205 WORKERS COMP	-	193	63	-	-	-
100-5-1114-1209 HEALTH INSURANCE	-	8,088	2,476	-	-	-
100-5-1114-2301 DUES & MEMBERSHIPS	-	220	-	-	-	-
100-5-1114-2302 TRAINING & MILEAGE REIMB	-	532	195	-	-	-
100-5-1114-2303 BONDS & INSURANCE	-	-	178	-	-	-
100-5-1114-3101 SUPPLIES	-	27	-	-	-	-
100-5-1114-3104 TELEPHONE	-	826	273	-	-	-
100-5-1114-3107 REPAIRS	-	260	-	-	-	-
100-5-1114-3110 MISCELLANEOUS	-	64	-	-	-	-
100-5-1114-3202 FUEL	-	920	191	-	-	-
100-5-1114-4101 CAPITAL OUTLAY	-	-	-	-	-	-
TOTAL COMMISSIONER PCT. 4	-	66,406	18,364	-	-	-

100 - GENERAL - COUNTY AUDITOR	FY 2013	FY 2014	FY 2015	FY 2016	05/31/2016	FY 2017
ACCOUNT	ACTUAL	ACTUAL	ACTUAL	ADOPTED	Actual	ADOPTED
100-5-1201-1101 DEPARTMENT HEAD SALARY	55,256	60,051	65,988	65,807	43,390	67,968
100-5-1201-1105 STAFF WAGES	54,351	57,044	59,677	59,738	52,556	86,376
100-5-1201-1106 PART TIME WAGES	9,430	12,064	12,454	23,296	118	-
100-5-1201-1201 SOCIAL SECURITY & MEDICARE	8,497	9,610	10,485	11,386	7,283	11,807
100-5-1201-1202 UNEMPLOYMENT TAX	1,493	903	1,248	1,444	708	1,497
100-5-1201-1203 RETIREMENT	8,859	10,258	10,911	9,617	7,392	11,823
100-5-1201-1204 RETIREMENT LIFE INSURANCE	480	549	616	590	446	725
100-5-1201-1205 WORKERS COMP	509	512	577	603	410	625
100-5-1201-1209 HEALTH INSURANCE	27,348	27,077	25,568	35,623	22,264	34,675
100-5-1201-2301 DUES & MEMBERSHIPS	870	870	880	875	596	875
100-5-1201-2302 TRAINING & MILEAGE REIMB	1,881	3,275	2,068	3,450	748	3,450
100-5-1201-2303 BONDS & INSURANCE	200	200	200	450	200	450
100-5-1201-2305 CONTRACT SERVICES	-	219	138	500	513	500
100-5-1201-3101 SUPPLIES	1,751	1,420	2,036	2,000	997	2,000
100-5-1201-3102 POSTAGE	257	158	166	200	-	200
100-5-1201-3103 MACHINE & EQUIP RENTAL	1,647	2,498	2,716	2,800	1,740	2,800
100-5-1201-3104 TELEPHONE	700	523	566	700	389	700
100-5-1201-3110 MISCELLANEOUS	432	298	219	500	-	500
100-5-1201-4101 CAPITAL OUTLAY	-	-	-	-	-	-
TOTAL COUNTY AUDITOR	173,961	187,529	196,512	219,579	139,750	226,971

100 - GENERAL - COUNTY TREASUER	FY 2013	FY 2014	FY 2015	FY 2016	05/31/2016	FY 2017
ACCOUNT	ACTUAL	ACTUAL	ACTUAL	ADOPTED	Actual	ADOPTED
100-5-1202-1101 SALARY	45,605	47,219	48,161	48,161	31,008	49,606
100-5-1202-1105 STAFF WAGES	52,629	59,224	62,877	80,953	37,319	60,329
100-5-1202-1106 PART TIME WAGES	990	10,111	3,729	-	-	17,675
100-5-1202-1201 SOCIAL SECURITY & MEDICARE	7,008	8,410	8,272	9,877	4,696	9,762
100-5-1202-1202 UNEMPLOYMENT TAX	682	688	637	785	278	585
100-5-1202-1203 RETIREMENT	7,387	9,111	9,065	9,890	5,249	8,421
100-5-1202-1204 RETIREMENT LIFE INSURANCE	400	487	511	607	316	517
100-5-1202-1205 WORKERS COMP	471	915	466	523	356	517
100-5-1202-1209 HEALTH INSURANCE	26,237	27,515	25,012	41,964	22,039	30,854
100-5-1202-2301 DUES & MEMBERSHIPS	479	91	200	1,595	200	1,595
100-5-1202-2302 TRAINING & MILEAGE REIMB	2,638	2,724	4,835	5,500	4,365	5,500
100-5-1202-2303 BONDS & INSURANCE	100	460	250	500	-	500
100-5-1202-3101 SUPPLIES	3,748	5,017	4,056	4,200	420	4,200
100-5-1202-3102 POSTAGE	916	2,584	1,793	1,800	956	1,800
100-5-1202-3103 MACHINE & EQUIPMENT RENTAL	7,798	4,348	4,606	3,868	2,699	3,868
100-5-1202-3104 TELEPHONE	1,242	922	1,029	1,000	689	1,000
100-5-1202-3110 MISCELLANEOUS	13,044	436	67	750	754	750
TOTAL COUNTY TREASUER	171,374	180,262	175,565	211,973	111,344	197,479

100 - GENERAL - TAX ASSESSOR COLLECTOR	FY 2013	FY 2014	FY 2015	FY 2016	05/31/2016	FY 2017
ACCOUNT	ACTUAL	ACTUAL	ACTUAL	ADOPTED	Actual	ADOPTED
100-5-1301-1101 SALARY	45,643	46,770	48,161	48,161	31,667	49,606
100-5-1301-1105 STAFF WAGES	182,409	184,853	197,855	190,986	125,148	192,794
100-5-1301-1106 PART TIME WAGES	14,353	18,599	13,531	17,644	6,971	14,793
100-5-1301-1201 SOCIAL SECURITY & MEDICARE	17,861	18,407	18,980	19,645	11,855	19,675
100-5-1301-1202 UNEMPLOYMENT TAX	2,463	1,463	1,912	2,024	991	2,014
100-5-1301-1203 RETIREMENT	18,041	19,454	20,225	18,319	12,583	18,568
100-5-1301-1204 RETIREMENT LIFE INSURANCE	977	1,041	1,143	1,124	759	1,139
100-5-1301-1205 WORKERS COMP	1,055	1,004	1,059	1,039	707	1,041
100-5-1301-1209 HEALTH INSURANCE	62,363	66,043	66,352	72,020	49,788	81,900
100-5-1301-2301 DUES & MEMBERSHIPS	645	210	330	800	245	800
100-5-1301-2302 TRAINING & MILEAGE REIMB	323	1,747	875	4,500	2,971	4,500
100-5-1301-2303 BONDS & INSURANCE	1,163	1,196	1,230	1,200	1,163	1,600
100-5-1301-2305 CONTRACT SERVICES			-	500	226	500
100-5-1301-3101 SUPPLIES	7,470	9,247	7,892	7,000	7,397	7,000
100-5-1301-3102 POSTAGE	22,907	20,976	22,295	24,500	22,178	24,500
100-5-1301-3103 SOFTWARE AND MAINTENANCE	699	30,703	33,595	33,055	22,771	33,338
100-5-1301-3104 TELEPHONE	5,458	5,335	4,746	5,500	2,964	5,000
100-5-1301-3105 OFFICE RENT	3,708	3,294	3,503	4,100	2,008	0
100-5-1301-3110 MISCELLANEOUS	-	-	712	-	-	0
100-5-1301-4101 CAPITAL OUTLAY	30,151	24,616	-	-	-	3,492
100-5-1301-8103 CAPITAL LEASE	-	7,071	6,571	6,571	6,571	6,571
TOTAL TAX ASSESSOR COLLECTOR	417,689	462,029	450,965	458,688	308,963	468,831

100 - GENERAL - COURTHOUSE	FY 2013	FY 2014	FY 2015	FY 2016	05/31/2016	FY 2017
ACCOUNT	ACTUAL	ACTUAL	ACTUAL	ADOPTED	Actual	ADOPTED
100-5-1401-1104 DEPARTMENT HEAD SALARY	36,300	37,208	39,040	38,891	24,980	40,057
100-5-1401-1105 STAFF WAGES	49,511	50,749	52,756	52,950	31,615	54,538
100-5-1401-1106 PART-TIME WAGES	25,733	28,292	28,678	28,925	17,988	29,793
100-5-1401-1201 SOCIAL SECURITY & MEDICARE	7,965	8,362	8,626	9,239	5,363	9,516
100-5-1401-1202 UNEMPLOYMENT TAX	1,416	816	1,089	1,171	552	1,207
100-5-1401-1203 RETIREMENT	7,636	8,403	9,231	7,035	5,731	7,246
100-5-1401-1204 RETIREMENT LIFE INSURANCE	413	450	522	432	345	445
100-5-1401-1205 WORKERS COMP	2,443	3,016	4,097	4,091	2,764	4,214
100-5-1401-1209 HEALTH INSURANCE	27,348	28,439	28,728	30,318	20,212	29,517
100-5-1401-2303 BONDS & INSURANCE	26,784	27,271	27,413	35,000	-	35,000
100-5-1401-2305 CONTRACT SERVICES	3,826	2,778	4,352	5,000	560	5,000
100-5-1401-3101 SUPPLIES	135	442	(51)	500	207	500
100-5-1401-3103 MACHINE & EQUIP RENTAL	-	-	-	-	140	0
100-5-1401-3104 TELEPHONE	834	805	632	800	432	750
100-5-1401-3106 OTHER SUPPLIES	16,882	20,268	17,286	24,000	10,642	24,000
100-5-1401-3107 REPAIRS	26,025	36,080	51,941	40,000	40,688	60,000
100-5-1401-3109 MAINTENANCE CONTRACTS	9,598	12,013	13,181	12,000	8,248	12,000
100-5-1401-3201 UTILITIES	121,965	124,511	116,492	142,000	60,984	132,000
100-5-1401-4101 CAPITAL OUTLAY	5,800	2,350	41,401	20,000	-	15,000
TOTAL COURTHOUSE	370,614	392,250	445,416	452,351	231,451	460,783

100 - GENERAL - ELECTIONS ADMINISTRATION	FY 2013	FY 2014	FY 2015	FY 2016	05/31/2016	FY 2017
ACCOUNT	ACTUAL	ACTUAL	ACTUAL	ADOPTED	Actual	ADOPTED
100-5-1501-1104 DEPARTMENT HEAD SALARY	33,220	34,051	35,216	35,081	22,533	36,133
100-5-1501-1105 STAFF WAGES	28,258	31,439	32,607	32,482	22,626	31,472
100-5-1501-1106 PART TIME WAGES	9,752	9,714	591	7,000	5,286	8,034
100-5-1501-1109 ELECTION WORKERS	12,822	13,646	10,423	15,000	9,947	15,000
100-5-1501-1201 SOCIAL SECURITY & MEDICARE	5,776	5,759	5,752	6,852	4,289	6,934
100-5-1501-1202 UNEMPLOYMENT TAX	864	522	632	869	459	879
100-5-1501-1203 RETIREMENT	4,570	5,242	5,377	5,175	3,907	5,179
100-5-1501-1204 RETIREMENT LIFE INSURANCE	247	280	303	318	236	318
100-5-1501-1205 WORKERS COMP	432	383	363	363	218	367
100-5-1501-1209 HEALTH INSURANCE	16,365	16,950	17,119	17,811	11,854	17,338
100-5-1501-2301 DUES & MEMBERSHIPS	250	250	250	300	290	300
100-5-1501-2302 TRAINING & MILEAGE REIMB	1,176	1,839	391	1,500	568	1,500
100-5-1501-2303 BONDS & INSURANCE	300	200	200	1,420	-	500
100-5-1501-2305 CONTRACT SERVICES	17,219	2,029	8,037	16,000	4,272	19,350
100-5-1501-2307 LEGAL NOTICES	40	97	158	500	-	250
100-5-1501-3101 SUPPLIES	13,872	16,152	8,683	18,000	8,667	15,000
100-5-1501-3102 POSTAGE	4,289	5,924	1,703	7,500	7,485	7,500
100-5-1501-3103 MACHINE & EQUIP RENTAL	699	318	1,111	1,068	-	1,000
100-5-1501-3104 TELEPHONE	578	509	552	500	416	600
100-5-1501-3110 MISCELLANEOUS	431	-	-	500	518	500
100-5-1501-4101 CAPITAL OUTLAY	46	-	-	1,500	-	-
TOTAL ELECTIONS ADMINISTRATION	151,206	145,305	129,468	169,740	103,571	168,154

100 - GENERAL - DISTRICT JUDGE	FY 2013	FY 2014	FY 2015	FY 2016	05/31/2016	FY 2017
ACCOUNT	ACTUAL	ACTUAL	ACTUAL	ADOPTED	Actual	ADOPTED
100-5-2101-1103 JUVENILE BOARD SUPPLEMENT	1,973	2,000	4,774	4,800	3,090	4,800
100-5-2101-1105 STAFF WAGES	26,496	24,567	28,418	30,602	18,271	31,451
100-5-2101-1107 COURT COORDINATOR	30,459	31,221	37,988	32,954	20,969	33,943
100-5-2101-1108 COURT REPORTER	-	56,908	61,927	62,348	40,047	64,218
100-5-2101-1112 COUNTY SUPPLEMENT	10,027	10,000	9,945	10,000	6,438	11,950
100-5-2101-1201 SOCIAL SECURITY & MEDICARE	5,275	9,540	10,903	10,764	6,770	11,197
100-5-2101-1202 UNEMPLOYMENT TAX	715	763	1,200	1,221	603	1,257
100-5-2101-1203 RETIREMENT	5,132	9,913	11,290	10,778	6,829	11,211
100-5-2101-1204 RETIREMENT LIFE INSURANCE	278	530	637	661	412	688
100-5-2101-1205 WORKERS COMP	293	457	500	570	347	592
100-5-2101-1209 HEALTH INSURANCE	16,599	24,414	20,507	26,717	17,366	26,006
100-5-2101-2301 DUES & MEMBERSHIPS	400	550	490	1,500	550	1,000
100-5-2101-2302 TRAINING & MILEAGE REIMB	2,959	4,421	1,720	4,250	1,369	3,500
100-5-2101-2303 BONDS & INSURANCE	2,442	2,358	2,737	2,000	1,406	2,150
100-5-2101-2305 CONTRACT SERVICES	-	-	-	100	-	100
100-5-2101-3101 SUPPLIES	2,533	1,656	2,538	2,750	1,798	2,750
100-5-2101-3102 POSTAGE	850	60	334	1,500	503	1,000
100-5-2101-3103 MACHINE & EQUIP RENTAL	3,716	3,663	3,429	2,600	1,533	2,500
100-5-2101-3104 TELEPHONE	2,375	1,860	1,914	2,000	1,392	2,000
100-5-2101-3110 MISCELLANEOUS	1	1	884	500	91	500
100-5-2101-4101 CAPITAL OUTLAY	-	-	54	-	-	-
TOTAL DISTRICT JUDGE	112,523	184,884	202,191	208,615	129,784	212,814

100 - GENERAL - COURT AT LAW JUDGE	FY 2013	FY 2014	FY 2015	FY 2016	05/31/2016	FY 2017
ACCOUNT	ACTUAL	ACTUAL	ACTUAL	ADOPTED	Actual	ADOPTED
100-5-2102-1101 SALARY	63,017	65,045	64,644	65,000	41,849	66,950
100-5-2102-1102 STATE SALARY SUPPLEMENT	74,589	84,123	83,540	84,000	54,082	84,000
100-5-2102-1103 JUVENILE BOARD SUPPLEMENT	1,973	2,000	4,774	4,800	3,090	4,800
100-5-2102-1107 COURT COORDINATOR	30,459	31,221	33,076	32,947	21,162	33,936
100-5-2102-1108 COURT REPORTER	-	51,217	56,113	56,113	36,042	57,797
100-5-2102-1201 SOCIAL SECURITY & MEDICARE	11,311	16,028	16,143	16,390	10,045	16,623
100-5-2102-1202 UNEMPLOYMENT TAX	382	618	840	864	458	890
100-5-2102-1203 RETIREMENT	12,663	18,579	19,140	18,603	12,002	18,957
100-5-2102-1204 RETIREMENT LIFE INSURANCE	685	994	1,079	1,141	724	1,163
100-5-2102-1205 WORKERS COMP	721	464	983	983	669	1,002
100-5-2102-1209 HEALTH INSURANCE	17,523	25,409	27,582	31,305	20,276	30,480
100-5-2102-2301 DUES & MEMBERSHIPS	375	660	185	650	560	650
100-5-2102-2302 TRAINING & MILEAGE REIMB	1,664	3,405	998	2,000	1,640	2,000
100-5-2102-2303 BONDS & INSURANCE	-	-	178	300	-	300
100-5-2102-3101 SUPPLIES	1,820	1,269	2,126	2,500	503	1,500
100-5-2102-3102 POSTAGE	1,321	305	1,048	1,000	441	1,000
100-5-2102-3103 MACHINE & EQUIP RENTAL	2,349	2,447	3,339	2,750	2,271	2,750
100-5-2102-3104 TELEPHONE	1,739	1,522	1,235	1,200	586	1,200
100-5-2102-3110 MISCELLANEOUS	106	-	153	200	286	200
100-5-2102-4101 CAPITAL OUTLAY	-	-	-	1,000	-	-
TOTAL COURT AT LAW JUDGE	222,697	305,306	317,175	323,746	206,686	326,197

100 - GENERAL - DISTRICT CLERK	FY 2013	FY 2014	FY 2015	FY 2016	05/31/2016	FY 2017
ACCOUNT	ACTUAL	ACTUAL	ACTUAL	ADOPTED	Actual	ADOPTED
100-5-2105-1101 SALARY	45,656	46,758	48,161	48,161	31,008	49,606
100-5-2105-1105 STAFF WAGES	150,898	149,051	163,455	169,915	108,538	174,298
100-5-2105-1106 PART TIME WAGES	11,576	12,357	3,151	-	-	1,000
100-5-2105-1201 SOCIAL SECURITY & MEDICARE	15,073	15,053	15,851	16,683	10,360	17,205
100-5-2105-1202 UNEMPLOYMENT TAX	2,026	3,762	1,484	1,648	812	1,700
100-5-2105-1203 RETIREMENT	14,606	15,630	16,704	16,705	10,719	17,151
100-5-2105-1204 RETIREMENT LIFE INSURANCE	791	836	943	1,025	646	1,052
100-5-2105-1205 WORKERS COMP	848	815	857	883	600	910
100-5-2105-1209 HEALTH INSURANCE	42,986	43,720	36,955	57,063	38,040	55,524
100-5-2105-2301 DUES & MEMBERSHIPS	135	225	175	225	-	225
100-5-2105-2302 TRAINING & MILEAGE REIMB	4,273	2,938	1,913	3,000	2,484	3,000
100-5-2105-2303 BONDS & INSURANCE	4,244	4,244	4,244	4,250	421	4,250
100-5-2105-2305 CONTRCT SERVICES	-	-	-	-	-	-
100-5-2105-3101 SUPPLIES	10,759	17,564	17,507	20,000	6,937	20,000
100-5-2105-3102 POSTAGE	6,737	6,085	8,731	9,000	5,243	9,000
100-5-2105-3103 MACHINE & EQUIP RENTAL	5,168	5,197	5,691	6,180	3,813	6,180
100-5-2105-3104 TELEPHONE	1,787	1,134	1,257	1,300	839	1,300
100-5-2105-4101 CAPITAL OUTLAY	-	-	-	-	-	-
TOTAL DISTRICT CLERK	317,563	325,370	327,080	356,038	220,460	362,401

100 - GENERAL - DISTRICT ATTORNEY	FY 2013	FY 2014	FY 2015	FY 2016	05/31/2016	FY 2017
ACCOUNT	ACTUAL	ACTUAL	ACTUAL	ADOPTED	Actual	ADOPTED
100-5-2107-1102 DA STATE PROSECUTOR OFFSET	-	-	300	3,640	7,676	3,341
100-5-2107-1103 ASST DA LONGEVITY	2,400	1,980	2,880	3,120	2,140	7,180
100-5-2107-1105 STAFF WAGES	110,225	121,524	145,805	205,668	100,503	232,395
100-5-2107-1112 COUNTY SUPPLEMENT	12,000	11,540	15,260	14,800	9,529	16,750
100-5-2107-1201 SOCIAL SECURITY & MEDICARE	9,334	10,115	12,173	17,104	8,901	19,609
100-5-2107-1202 UNEMPLOYMENT TAX	1,610	996	1,509	2,025	823	2,324
100-5-2107-1203 RETIREMENT	9,277	10,735	12,928	17,127	9,243	19,634
100-5-2107-1204 RETIREMENT LIFE INSURANCE	502	574	731	1,051	556	1,205
100-5-2107-1205 WORKERS COMP	63	65	79	118	75	136
100-5-2107-1209 HEALTH INSURANCE	27,749	25,853	34,657	48,803	25,241	38,130
100-5-2107-2301 DUES & MEMBERSHIPS	1,255	1,081	845	1,500	879	2,000
100-5-2107-2302 TRAINING & MILEAGE REIMB	1,223	1,052	1,220	4,000	2,625	5,000
100-5-2107-2303 BONDS & INSURANCE	3,727	3,329	3,820	3,900	3,721	4,300
100-5-2107-2408 WITNESS & EVIDENCE	-	299	1,206	1,500	9	1,500
100-5-2107-3101 SUPPLIES	6,072	5,530	10,689	7,400	4,447	7,900
100-5-2107-3102 POSTAGE	2,047	924	1,146	2,200	17	2,200
100-5-2107-3103 MACHINE & EQUIP RENTAL	2,682	2,795	3,051	3,000	1,977	3,000
100-5-2107-3104 TELEPHONE	2,530	1,663	1,754	1,700	1,116	1,700
100-5-2107-3110 MISCELLANEOUS	253	228	40	250	-	250
TOTAL DISTRICT ATTORNEY	192,949	200,282	250,095	338,906	179,478	368,554

100 - GENERAL - COUNTY ATTORNEY	FY 2013	FY 2014	FY 2015	FY 2016	05/31/2016	FY 2017
ACCOUNT	ACTUAL	ACTUAL	ACTUAL	ADOPTED	Actual	ADOPTED
100-5-2108-1101 SALARY	73,021	73,862	73,862	73,862	47,555	76,078
100-5-2108-1102 STATE SALARY SUPPLEMENT	52,371	66,138	66,138	66,138	42,582	63,922
100-5-2108-1103 ASST CA LONGEVITY	780	-	-	-	-	-
100-5-2108-1105 STAFF WAGES	146,942	124,573	128,615	125,251	61,671	122,547
100-5-2108-1106 PART TIME WAGES	-	-	1,539	16,224	10,421	16,711
100-5-2108-1201 SOCIAL SECURITY & MEDICARE	18,876	19,826	18,919	20,200	11,126	20,030
100-5-2108-1202 UNEMPLOYMENT TAX	1,866	2,913	1,252	2,730	513	2,709
100-5-2108-1203 RETIREMENT	20,370	21,093	21,402	21,561	12,492	21,391
100-5-2108-1204 RETIREMENT LIFE INSURANCE	1,885	345	1,210	1,323	752	1,313
100-5-2108-1205 WORKERS COMP	123	149	147	149	98	148
100-5-2108-1209 HEALTH INSURANCE	45,004	40,494	39,682	38,840	22,573	37,813
100-5-2108-2301 DUES & MEMBERSHIPS	870	805	840	1,155	470	1,155
100-5-2108-2302 TRAINING & MILEAGE REIMB	5,153	7,389	4,243	5,000	4,609	5,000
100-5-2108-2303 BONDS & INSURANCE	187	225	182	300	83	300
100-5-2108-3101 SUPPLIES	3,927	3,106	4,453	4,000	2,476	4,000
100-5-2108-3102 POSTAGE	330	375	90	475	-	400
100-5-2108-3103 MACHINE & EQUIP RENTAL	2,947	4,035	4,766	5,451	3,771	5,400
100-5-2108-3104 TELEPHONE	3,478	2,890	2,819	3,000	891	3,000
100-5-2108-3110 MISCELLANEOUS	19	2,575	285	-	-	-
TOTAL COUNTY ATTORNEY	378,149	370,794	370,445	385,659	222,083	381,916

100 - GENERAL - COUNTY ATTORNEY EXCESS	FY 2013	FY 2014	FY 2015	FY 2016	05/31/2016	FY 2017
SALARY ACCOUNT	ACTUAL	ACTUAL	ACTUAL	ADOPTED	Actual	ADOPTED
100-5-2109-1105 STAFF WAGES	4,370	2,620	2,380	2,600	-	-
100-5-2109-1201 SOCIAL SECURITY & MEDICARE	327	200	182	199	-	-
100-5-2109-1202 UNEMPLOYMENT TAX	-	-	-	25	-	-
100-5-2109-1203 RETIREMENT	315	208	188	199	-	-
100-5-2109-1204 RETIREMENT LIFE INSURANCE	17	11	11	12	-	-
100-5-2109-1205 WORKERS COMP	-	1	1	1	-	-
100-5-2109-1209 HEALTH INSURANCE	549	313	303	400	-	-
100-5-2109-3101 SUPPLIES	-	-	-	-	-	-
100-5-2109-3102 POSTAGE	-	-	-	-	-	-
100-5-2109-3110 MISCELLANEOUS	-	-	-	-	-	-
100-5-2109-3117 CO ATTY EXCESS SALARY	-	-	-	4,064	-	11,110
TOTAL COUNTY ATTORNEY EXCESS	5,578	3,353	3,065	7,500	0	11,110

100 - GENERAL - JP#1 WHITNEY - WARD	FY 2013	FY 2014	FY 2015	FY 2016	05/31/2016	FY 2017
ACCOUNT	ACTUAL	ACTUAL	ACTUAL	ADOPTED	Actual	ADOPTED
100-5-2114-1101 SALARY	35,445	36,351	37,432	37,432	24,613	38,555
100-5-2114-1105 STAFF WAGES	28,560	29,275	30,192	30,077	19,319	30,979
100-5-2114-1106 PART TIME WAGES	-	-	-	-	-	-
100-5-2114-1201 SOCIAL SECURITY & MEDICARE	4,319	4,477	4,628	5,164	3,028	5,319
100-5-2114-1202 UNEMPLOYMENT TAX	358	205	273	292	144	300
100-5-2114-1203 RETIREMENT	4,763	5,216	5,339	5,171	3,376	5,326
100-5-2114-1204 RETIREMENT LIFE INSURANCE	258	279	301	317	203	327
100-5-2114-1205 WORKERS COMP	272	261	273	273	186	281
100-5-2114-1209 HEALTH INSURANCE	19,217	20,000	20,206	21,412	14,275	20,849
100-5-2114-2301 DUES & MEMBERSHIPS	-	-	60	60	-	60
100-5-2114-2302 TRAINING & MILEAGE REIMB	1,432	1,188	1,765	2,000	1,397	1,750
100-5-2114-2303 BONDS & INSURANCE	100	100	50	100	100	100
100-5-2114-2304 COURTROOM RENT	600	450	825	500	500	800
100-5-2114-3101 SUPPLIES	659	889	627	1,500	324	1,000
100-5-2114-3102 POSTAGE	379	561	434	500	23	500
100-5-2114-3103 MACHINE & EQUIP RENTAL	-	-	-	-	-	-
100-5-2114-3104 TELEPHONE	2,241	2,625	2,677	2,500	1,810	2,750
100-5-2114-3105 OFFICE RENT	1,564	1,860	2,462	2,500	1,497	2,500
100-5-2114-3110 MISCELLANEOUS	697	519	-	500	-	250
100-5-2114-4101 CAPITAL OUTLAY	-	-	-	-	-	-
100-5-2114-4102 JP TECH EQUIPMENT	173	-	-	-	-	-
TOTAL JP #1 WHITNEY-WARD	101,037	104,255	107,545	110,298	70,795	111,646

100 - GENERAL - JP #2 HILLSBORO - BRASELL	FY 2013	FY 2014	FY 2015	FY 2016	05/31/2016	FY 2017
ACCOUNT	ACTUAL	ACTUAL	ACTUAL	ADOPTED	Actual	ADOPTED
100-5-2111-1101 SALARY	43,716	44,833	37,022	37,432	24,100	38,555
100-5-2111-1105 STAFF WAGES	51,828	29,183	30,200	30,077	19,912	31,943
100-5-2111-1106 PART-TIME			-	15,972	8,235	15,957
100-5-2111-1112 JAIL MAGISTRATE SUPPLEMENT	-	-	8,407	8,500	5,473	8,500
100-5-2111-1201 SOCIAL SECURITY & MEDICARE	7,028	5,393	5,449	7,037	4,163	7,264
100-5-2111-1202 UNEMPLOYMENT TAX	655	1,054	273	447	199	465
100-5-2111-1203 RETIREMENT	7,110	5,883	5,972	7,046	4,432	7,274
100-5-2111-1204 RETIREMENT LIFE INSURANCE	385	315	337	432	268	446
100-5-2111-1205 WORKERS COMP	416	295	308	372	232	384
100-5-2111-1209 HEALTH INSURANCE	27,269	20,172	18,948	21,029	14,019	20,475
100-5-2111-2301 DUES & MEMBERSHIPS	-	-	-	355	60	355
100-5-2111-2302 TRAINING & MILEAGE REIMB	2,554	1,694	2,063	2,500	373	2,500
100-5-2111-2303 BONDS & INSURANCE	150	100	278	300	50	300
100-5-2111-2305 CONTRACT SERVICES			-	-		-
100-5-2111-3101 SUPPLIES	1,898	2,881	3,650	3,500	2,526	3,500
100-5-2111-3102 POSTAGE	1,658	1,710	1,668	1,750	750	1,750
100-5-2111-3103 MACHINE & EQUIP RENTAL	2,360	1,537	1,364	2,000	492	1,000
100-5-2111-3104 TELEPHONE	2,616	2,650	1,879	2,200	1,034	1,500
100-5-2111-3110 MISCELLANEOUS	258	120	204	250	120	250
100-5-2111-4101 CAPITAL OUTLAY	-	-	-	-	-	-
100-5-2111-4102 JP TECH EQUIPMENT	-	-	-	-	-	-
TOTAL JP #2 HILLSBORO- BRASELL	149,901	117,818	118,020	141,199	86,438	142,418

100 - GENERAL -JP #3 MALONE - HENLEY	FY 2013	FY 2014	FY 2015	FY 2016	05/31/2016	FY 2017
ACCOUNT	ACTUAL	ACTUAL	ACTUAL	ADOPTED	Actual	ADOPTED
100-5-2113-1101 SALARY	35,455	36,341	37,432	37,432	24,100	38,555
100-5-2113-1105 STAFF WAGES	23,747	4,404	26,927	30,077	19,319	30,979
100-5-2113-1106 PART-TIME WAGES	5,404	16,065	2,408	-	-	-
100-5-2113-1201 SOCIAL SECURITY & MEDICARE	4,851	4,346	5,104	5,164	3,284	5,319
100-5-2113-1202 UNEMPLOYMENT TAX	349	156	263	292	144	300
100-5-2113-1203 RETIREMENT	4,741	4,446	5,262	5,171	3,336	5,326
100-5-2113-1204 RETIREMENT LIFE INSURANCE	257	238	297	317	201	327
100-5-2113-1205 WORKERS COMP	272	230	273	273	186	281
100-5-2113-1209 HEALTH INSURANCE	7,024	-	6,400	8,906	5,937	8,669
100-5-2113-2301 DUES & MEMBERSHIPS	-	-	-	-	-	-
100-5-2113-2302 TRAINING & MILEAGE REIMB	842	1,407	1,178	1,250	618	1,250
100-5-2113-2303 BONDS & INSURANCE	143	50	50	370	50	370
100-5-2113-3101 SUPPLIES	516	1,135	997	1,200	-	1,000
100-5-2113-3102 POSTAGE	226	352	230	800	94	800
100-5-2113-3104 TELEPHONE	2,818	1,383	1,241	2,200	843	2,200
100-5-2113-3105 OFFICE RENT	3,600	3,515	3,600	3,600	2,400	3,600
100-5-2113-3110 MISCELLANEOUS	240	473	-	250	-	250
100-5-2113-3201 UTILITIES	-	-	4,169	3,600	2,892	3,600
100-5-2113-4101 CAPITAL OUTLAY	-	3,600	-	350	-	250
100-5-2113-4102 JP TECH EQUIPMENT	-	-	-	-	-	-
TOTAL JP # 3	90,485	78,139	95,831	101,252	63,404	103,076

100 - GENERAL - JP #4 ITASCA - JONES	FY 2013	FY 2014	FY 2015	FY 2016	05/31/2016	FY 2017
ACCOUNT	ACTUAL	ACTUAL	ACTUAL	ADOPTED	Actual	ADOPTED
100-5-2112-1101 SALARY	35,455	36,341	37,432	37,432	24,100	38,555
100-5-2112-1105 STAFF WAGES	28,560	29,275	30,192	30,077	19,319	30,979
100-5-2112-1106 PART TIME WAGES	-	-	-	-	-	-
100-5-2112-1201 SOCIAL SECURITY & MEDICARE	4,365	4,516	4,620	5,164	2,997	5,319
100-5-2112-1202 UNEMPLOYMENT TAX	358	205	273	292	144	300
100-5-2112-1203 RETIREMENT	4,765	5,219	5,338	5,171	3,336	5,326
100-5-2112-1204 RETIREMENT LIFE INSURANCE	258	279	301	317	201	327
100-5-2112-1205 WORKERS COMP	272	261	273	273	186	281
100-5-2112-1209 HEALTH INSURANCE	19,217	20,000	20,206	21,412	14,275	20,849
100-5-2112-2301 DUES & MEMBERSHIPS	-	-	-	120	135	120
100-5-2112-2302 TRAINING & MILEAGE REIMB	2,583	553	1,912	1,500	633	1,500
100-5-2112-2303 BONDS & INSURANCE	50	50	143	100	50	100
100-5-2112-2304 COURTROOM RENT	-	-	-	-	-	-
100-5-2112-3101 SUPPLIES	1,629	1,934	2,375	2,000	226	2,000
100-5-2112-3102 POSTAGE	449	631	328	850	-	850
100-5-2112-3104 TELEPHONE	2,231	2,464	2,353	2,600	1,508	3,200
100-5-2112-3105 OFFICE RENT	3,300	3,300	3,300	3,300	1,925	3,300
100-5-2112-3110 MISCELLANEOUS	138	132	60	250	-	250
100-5-2112-3201 UTILITIES	1,081	1,360	1,174	1,800	595	1,800
100-5-2112-4101 CAPITAL OUTLAY	-	-	-	-	-	-
100-5-2112-4102 JP TECH EQUIPMENT	-	-	-	-	-	-
TOTAL JP #4 ITASCA-JONES	104,711	106,519	110,280	112,658	69,630	115,056

100 - GENERAL - CONSTABLE #1-WHITNEY-WILKINS	FY 2013	FY 2014	FY 2015	FY 2016	05/31/2016	FY 2017
ACCOUNT	ACTUAL	ACTUAL	ACTUAL	ADOPTED	Actual	ADOPTED
100-5-2274-1101 SALARY	35,455	36,341	37,432	37,432	24,100	38,555
100-5-2274-1201 SOCIAL SECURITY & MEDICARE	2,687	2,757	2,838	2,864	1,829	2,949
100-5-2274-1202 UNEMPLOYMENT TAX	-	-	-	-	-	-
100-5-2274-1203 RETIREMENT	2,639	2,890	2,955	2,867	1,851	2,953
100-5-2274-1204 RETIREMENT LIFE INSURANCE	143	155	167	176	112	181
100-5-2274-1205 WORKERS COMP	643	712	774	774	527	797
100-5-2274-1209 HEALTH INSURANCE	8,131	8,440	8,523	8,906	5,937	8,669
100-5-2274-2302 TRAINING & MILEAGE REIMB	125	323	393	750	-	750
100-5-2274-2303 BONDS & INSURANCE	917	924	933	900	100	900
100-5-2274-3101 SUPPLIES	495	442	345	600	(45)	600
100-5-2274-3102 POSTAGE	51	90	75	200	-	200
100-5-2274-3104 TELEPHONE	1,142	1,012	965	1,250	924	1,250
100-5-2274-3107 REPAIRS	948	889	724	1,000	1,157	1,500
100-5-2274-3110 MISCELLANEOUS	-	-	-	200	-	250
100-5-2274-3202 FUEL	3,446	3,889	1,889	4,000	1,422	3,500
100-5-2274-3602 RADIO	-	-	71	150	-	-
100-5-2274-3603 SECURITY EQUIPMENT	1,859	-	-	600	-	1,000
100-5-2274-3604 UNIFORMS	-	-	-	250	-	750
100-5-2274-4101 CAPITAL OUTLAY	-	-	-	-	-	-
100-5-2274-8103 CAPITAL LEASE	8,951	9,048	-	-	-	-
TOTAL CONSTABLE #1-WHITNEY-WILKINS	67,632	67,913	58,084	62,919	37,914	64,804

100 - GENERAL - CONSTABLE #2-HILLSBORO-GIRSH	FY 2013	FY 2014	FY 2015	FY 2016	05/31/2016	FY 2017
ACCOUNT	ACTUAL	ACTUAL	ACTUAL	ADOPTED	Actual	ADOPTED
100-5-2271-1101 SALARY	35,445	36,351	37,432	37,432	24,613	38,555
100-5-2271-1201 SOCIAL SECURITY & MEDICARE	2,179	2,278	2,318	2,864	1,594	2,949
100-5-2271-1202 UNEMPLOYMENT TAX	-	-	-	-	-	-
100-5-2271-1203 RETIREMENT	2,637	2,888	2,956	2,867	1,892	2,953
100-5-2271-1204 RETIREMENT LIFE INSURANCE	143	154	167	176	114	181
100-5-2271-1205 WORKERS COMP	643	712	774	774	527	797
100-5-2271-1209 HEALTH INSURANCE	11,086	11,560	11,683	12,506	7,295	8,669
100-5-2271-2302 TRAINING & MILEAGE REIMB	538	657	986	1,000	-	1,000
100-5-2271-2303 BONDS & INSURANCE	817	924	933	900	278	900
100-5-2271-3101 SUPPLIES	325	251	291	800	219	800
100-5-2271-3102 POSTAGE	102	107	197	300	68	300
100-5-2271-3104 TELEPHONE	1,272	1,287	1,293	1,250	1,040	1,250
100-5-2271-3107 REPAIRS	573	415	265	1,500	-	6,000
100-5-2271-3110 MISCELLANEOUS	60	60	142	200	-	250
100-5-2271-3202 FUEL	3,449	3,551	2,682	4,000	1,070	4,500
100-5-2271-3602 RADIO	-	-	-	150	92	-
100-5-2271-3603 SECURITY EQUIPMENT	-	-	-	600	-	1,000
100-5-2271-3604 UNIFORMS	-	-	-	250	-	750
100-5-2271-4101 CAPITAL OUTLAY	-	-	-	-	-	-
100-5-2271-8103 CAPITAL LEASE	8,951	9,037	-	-	-	-
TOTAL CONSTABLE #2 HILLSBORO-BLEDSOE	68,220	70,233	62,117	67,569	38,802	70,854

100 - GENERAL - CONSTABLE #3-HUBBARD-FOWLER	FY 2013	FY 2014	FY 2015	FY 2016	05/31/2016	FY 2017
ACCOUNT	ACTUAL	ACTUAL	ACTUAL	ADOPTED	Actual	ADOPTED
100-5-2273-1101 SALARY	35,455	36,341.0	37,432	37,432	24,100	38,555
100-5-2273-1201 SOCIAL SECURITY & MEDICARE	2,629	2,697.4	2,856	2,864	1,844	2,949
100-5-2273-1202 UNEMPLOYMENT TAX	-	-	-	-	-	-
100-5-2273-1203 RETIREMENT	2,639	2,890.1	2,955	2,867	1,852	2,953
100-5-2273-1204 RETIREMENT LIFE INSURANCE	143	155.0	167	176	112	181
100-5-2273-1205 WORKERS COMP	643	712.3	774	774	527	797
100-5-2273-1209 HEALTH INSURANCE	9,393	9,689.8	8,731	8,906	5,937	8,669
100-5-2273-2302 TRAINING & MILEAGE REIMB	205	805.0	-	900	-	1,000
100-5-2273-2303 BONDS & INSURANCE	917	924.2	933	900	100	900
100-5-2273-3101 SUPPLIES	349	365.3	-	600	3	600
100-5-2273-3102 POSTAGE	-	-	-	250	-	250
100-5-2273-3104 TELEPHONE	741	729.2	724	1,250	477	1,250
100-5-2273-3107 REPAIRS	1,106	979.5	670	1,000	1,552	1,500
100-5-2273-3110 MISCELLANEOUS	108	-	-	200	-	250
100-5-2273-3202 FUEL	3,650	3,789.1	447	4,000	213	3,000
100-5-2273-3602 RADIO	237	-	432	150	-	-
100-5-2273-3603 SECURITY EQUIPMENT	-	297.8	105	600	-	1,000
100-5-2273-3604 UNIFORMS	-	-	239	250	-	750
100-5-2273-4101 CAPITAL OUTLAY	-	-	-	-	-	-
100-5-2273-8103 CAPITAL LEASE	8,951	9,042.6	-	-	-	-
TOTAL CONSTABLE #3	67,165	69,418.3	56,464	63,119	36,717	64,604

100 - GENERAL - CONSTABLE #4-ITASCA-VAUGHN	FY 2013	FY 2014	FY 2015	FY 2016	05/31/2016	FY 2017
ACCOUNT	ACTUAL	ACTUAL	ACTUAL	ADOPTED	Actual	ADOPTED
100-5-2272-1101 SALARY	35,455	36,341	37,432	37,432	24,100	38,555
100-5-2272-1201 SOCIAL SECURITY & MEDICARE	2,712	2,780	2,812	2,864	1,698	2,949
100-5-2272-1202 UNEMPLOYMENT TAX	-	-	-	-	-	-
100-5-2272-1203 RETIREMENT	2,638	2,890	2,955	2,867	1,852	2,953
100-5-2272-1204 RETIREMENT LIFE INSURANCE	143	155	167	176	112	181
100-5-2272-1205 WORKERS COMP	643	712	774	774	526	797
100-5-2272-1209 HEALTH INSURANCE	8,131	8,440	9,036	8,906	8,082	8,669
100-5-2272-2302 TRAINING & MILEAGE REIMB	702	2,387	432	2,250	-	1,000
100-5-2272-2303 BONDS & INSURANCE	967	874	883	900	50	900
100-5-2272-3101 SUPPLIES	708	2,574	338	1,900	60	600
100-5-2272-3102 POSTAGE	58	-	-	250	-	250
100-5-2272-3104 TELEPHONE	482	495	680	1,250	255	1,250
100-5-2272-3107 REPAIRS	649	457	2,241	1,500	562	1,500
100-5-2272-3110 MISCELLANEOUS	247	110	50	200	-	250
100-5-2272-3202 FUEL	3,932	4,012	2,189	4,000	164	3,000
100-5-2272-3602 RADIO	-	-	-	150	-	-
100-5-2272-3603 SECURITY EQUIPMENT	543	1,484	-	600	-	1,000
100-5-2272-3604 UNIFORMS	-	-	54	250	-	750
100-5-2272-4101 CAPITAL OUTLAY	7,081	-	-	-	-	-
100-5-2272-8103 CAPITAL LEASE	8,951	9,043	-	-	-	-
TOTAL CONSTABLE #4 ITASCA-VAUGHN	74,042	72,754	60,043	66,269	37,461	64,604

100 - GENERAL - COURTHOUSE SECURITY (BALIFF)	FY 2013	FY 2014	FY 2015	FY 2016	05/31/2016	FY 2017
ACCOUNT	ACTUAL	ACTUAL	ACTUAL	ADOPTED	Actual	ADOPTED
100-5-3101-1101 SALARY	-	-	-	-	-	-
100-5-3101-1105 STAFF WAGES	95,402	142,783	169,370	170,164	104,285	175,269
100-5-3101-1201 SOCIAL SECURITY & MEDICARE	7,209	10,553	12,637	13,018	7,787	13,408
100-5-3101-1202 UNEMPLOYMENT TAX	1,487	1,421	1,524	1,651	804	1,700
100-5-3101-1203 RETIREMENT	7,129	11,349	13,363	13,035	8,015	13,426
100-5-3101-1204 RETIREMENT LIFE INSURANCE	387	607	755	800	483	824
100-5-3101-1205 WORKERS COMP	2,020	3,399	3,665	3,519	2,394	3,624
100-5-3101-1209 HEALTH INSURANCE	18,113	30,330	35,422	36,993	24,662	36,011
100-5-3101-2303 BONDS & INSURANCE	2,353	2,768	3,005	3,000	-	3,000
100-5-3101-3104 TELEPHONE	501	602	546	1,000	380	1,000
100-5-3101-3107 REPAIRS	6,879	1,573	90	3,000	-	2,500
100-5-3101-3202 FUEL	3,732	3,803	3,243	4,500	1,167	4,000
100-5-3101-3604 UNIFORMS	-	-	-	750	350	750
100-5-3101-4101 CAPITAL OUTLAY	-	-	-	-	-	-
TOTAL COURTHOUSE SECURITY (BALIFF)	145,212	209,189	243,620	251,430	150,327	255,512

100 - GENERAL - SHERIFF DEPT/LAW ENF.	FY 2013	FY 2014	FY 2015	FY 2016	05/31/2015	FY 2017
ACCOUNT	ACTUAL	ACTUAL	ACTUAL	ADOPTED	Actual	ADOPTED
100-5-3102-1101 SALARY	51,838	52,695	53,518	54,729	35,237	56,371
100-5-3102-1105 STAFF WAGES	917,735	958,815	953,531	1,031,587	595,342	1,056,429
100-5-3102-1116 GRANT SUPPLEMENT	-	3,213	-	-	-	-
100-5-3102-1118 LAKE PATROL WAGES	25,102	25,792	27,955	27,000	4,516	27,000
100-5-3102-1201 SOCIAL SECURITY & MEDICARE	73,958	77,062	76,936	85,169	47,120	87,195
100-5-3102-1202 UNEMPLOYMENT TAX	12,101	15,125	8,965	10,268	4,475	10,509
100-5-3102-1203 RETIREMENT	74,152	82,748	81,691	85,280	48,813	87,309
100-5-3102-1204 RETIREMENT LIFE INSURANCE	4,020	4,427	4,613	5,233	2,940	5,357
100-5-3102-1205 WORKERS COMP	17,949	22,238	22,612	23,022	18,209	23,570
100-5-3102-1209 HEALTH INSURANCE	184,949	218,798	218,928	270,387	157,555	257,762
100-5-3102-2301 DUES & MEMBERSHIPS	-	235	1,160	1,000	-	1,000
100-5-3102-2302 TRAINING & MILEAGE REIMB	8,556	16,931	12,022	20,000	4,009	15,000
100-5-3102-2303 BONDS & INSURANCE	25,715	29,520	26,931	27,470	92	27,470
100-5-3102-2408 EVIDENCE PROCESSING	-	3,381	9,289	6,000	3,031	6,000
100-5-3102-3102 POSTAGE	1,167	1,705	1,234	2,000	575	2,000
100-5-3102-3103 MACHINE EQUIPMENT AND RENTAL	87	257	202	525	-	525
100-5-3102-3107 REPAIRS	73,987	54,988	60,562	75,000	60,361	75,000
100-5-3102-3202 FUEL	149,073	139,467	102,588	130,000	53,858	115,000
100-5-3102-3602 RADIO	7,331	12,650	5,888	8,000	4,549	8,000
100-5-3102-3603 SECURITY EQUIPMENT	11,267	31,915	26,286	15,000	7,951	15,000
100-5-3102-3604 UNIFORMS			-	5,000	1,048	5,000
100-5-3102-3701 OTHER SUPPLIES	24,442	17,605	17,722	20,000	7,144	20,000
100-5-3102-4101 CAPITAL OUTLAY	40,238	201,443	85,285	-	-	-
100-5-3102-8103 CAPITAL LEASE	-	53,095	74,000	74,000	53,095	77,733
TOTAL SHERIFF DEPT/LAW ENF.	1,703,667	2,024,107	1,871,917	1,976,670	1,109,920	1,979,229

100 - GENERAL - HEALTH AND SAFETY	FY 2013	FY 2014	FY 2015	FY 2016	05/31/2016	FY 2017
ACCOUNT	ACTUAL	ACTUAL	ACTUAL	ADOPTED	Actual	ADOPTED
100-5-3104-1105 STAFF WAGES	40,793	38,998	43,866	43,139	24,708	44,433
100-5-3104-1201 SOCIAL SECURITY & MEDICARE	3,087	2,979	3,343	3,300	1,878	3,399
100-5-3104-1202 UNEMPLOYMENT TAX	512	262	397	418	179	431
100-5-3104-1203 RETIREMENT	3,037	3,056	3,462	3,304	1,900	3,404
100-5-3104-1204 RETIREMENT LIFE INSURANCE	164	164	196	203	114	209
100-5-3104-1205 WORKERS COMP	737	817	892	892	607	919
100-5-3104-1209 HEALTH INSURANCE	8,131	3,514	568	8,906	4,359	8,669
100-5-3104-2301 DUES & MEMBERSHIPS	-	250	-	250	150	250
100-5-3104-2302 TRAINING MILEAGE & REIMBURSEMENT	708	238	1,765	2,000	300	2,000
100-5-3104-2303 BONDS & INSURANCE	265	771	774	780	-	-
100-5-3104-2305 CONTRACT SERVICES	-	5,050	-	-	-	-
100-5-3104-3101 SUPPLIES	-	854	517	750	-	750
100-5-3104-3107 REPAIRS	578	-	-	1,000	-	1,000
100-5-3104-3202 FUEL	4,610	3,336	2,613	4,500	2,233	3,500
100-5-3104-3604 UNIFORMS			-	250	-	250
100-5-3104-3702 OSSF SUPPLIES	2,211	1,174	1,240	1,000	450	1,000
100-5-3104-4101 CAPITAL OUTLAY	-	-	-	-	-	-
TOTAL HEALTH AND SAFETY	64,833	61,464	59,632	70,692	36,878	70,214

100 - GENERAL - 911 DISPATCH	FY 2013	FY 2014	FY 2015	FY 2016	05/31/2016	FY 2017
ACCOUNT	ACTUAL	ACTUAL	ACTUAL	ADOPTED	Actual	ADOPTED
100-5-3203-1101 SALARY	-	-	-	-	-	-
100-5-3203-1105 STAFF WAGES	227,234	285,026	281,789	288,771	181,286	329,422
100-5-3203-1201 SOCIAL SECURITY & MEDICARE	17,032	21,323	20,904	22,091	13,421	25,201
100-5-3203-1202 UNEMPLOYMENT TAX	2,945	2,150	2,505	2,801	1,343	3,195
100-5-3203-1203 RETIREMENT	16,934	22,627	22,267	22,120	13,923	25,234
100-5-3203-1204 RETIREMENT LIFE INSURANCE	918	1,211	1,256	1,357	840	1,548
100-5-3203-1205 WORKERS COMP	4,582	1,238	1,177	1,169	795	1,333
100-5-3203-1209 HEALTH INSURANCE	55,002	75,999	75,608	86,109	53,695	92,498
100-5-3203-2101 TELETYPE/SUPPLIES	-	-	-	-	-	-
100-5-3203-2302 TRAINING MILAGE & REIMBURSEMENT	113	1,106	907	1,000	-	1,500
100-5-3203-2303 BONDS & INSURANCE	1,106	1,020	1,234	1,050	-	1,050
100-5-3203-3101 SUPPLIES	552	1,016	2,380	3,000	2,443	3,000
100-5-3203-3104 TELEPHONE	41,669	35,789	40,404	35,000	26,024	35,000
100-5-3203-3107 REPAIRS	471	108	8	1,000	(1)	1,000
100-5-3203-3110 MISCELLANEOUS	1,178	-	-	-	-	-
100-5-3203-3119 911 SIGN MAINTENANCE	-	3,316	6,372	5,500	4,087	5,500
100-5-3203-3202 FUEL	-	3,051	1,468	4,500	649	2,000
TOTAL 911 DISPATCH	369,736	454,978	458,279	475,467	298,505	527,481

100 - GENERAL - JAIL	FY 2013	FY 2014	FY 2015	FY 2016	05/31/2016	FY 2017
ACCOUNT	ACTUAL	ACTUAL	ACTUAL	ADOPTED	Actual	ADOPTED
100-5-4101-1105 STAFF WAGES	1,307,586	1,205,395	1,278,911	1,363,386	848,419	1,389,490
100-5-4101-1201 SOCIAL SECURITY & MEDICARE	97,302	89,641	94,521	104,299	62,816	106,296
100-5-4101-1202 UNEMPLOYMENT TAX	16,118	12,990	11,667	13,225	6,359	13,478
100-5-4101-1203 RETIREMENT	97,280	95,797	100,938	104,435	65,199	106,435
100-5-4101-1204 RETIREMENT LIFE INSURANCE	5,265	5,126	5,696	6,408	3,928	6,531
100-5-4101-1205 WORKERS COMP	24,970	25,314	26,297	28,193	22,343	28,733
100-5-4101-1209 HEALTH INSURANCE	299,710	278,771	294,521	364,808	220,076	358,896
100-5-4101-2302 TRAINING MILAGE & REIMBURSEMENT	437	4,716	680	4,200	2,084	4,200
100-5-4101-2303 BONDS & INSURANCE	39,307	36,707	39,800	45,000	-	45,000
100-5-4101-2305 CONTRACT SERVICES	6,806	8,748	7,039	10,000	2,907	8,000
100-5-4101-2414 MEDICAL EXPENSE	-	-	-	-	-	-
100-5-4101-3101 SUPPLIES	20,353	17,774	12,260	20,000	7,787	18,000
100-5-4101-3103 MACHINE & EQUIP RENTAL	-	-	4,805	5,000	3,403	5,500
100-5-4101-3107 REPAIRS	58,105	67,127	96,640	100,000	87,550	110,000
100-5-4101-3110 MISCELLANEOUS	972	-	155	1,000	-	1,000
100-5-4101-3201 UTILITIES	156,433	168,647	173,571	160,000	86,988	168,000
100-5-4101-3202 FUEL	25,465	25,386	19,097	23,000	7,678	15,000
100-5-4101-3301 INMATE FOOD	176,410	184,795	220,714	205,000	114,109	205,000
100-5-4101-3401 INMATE LAW LIBRARY	-	-	-	2,400	-	2,400
100-5-4101-3604 UNIFORMS	-	-	-	6,000	2,898	6,000
100-5-4101-3701 OTHER SUPPLIES	66,530	43,125	34,179	40,000	19,095	40,000
100-5-4101-4101 CAPITAL OUTLAY	-	-	-	33,000	-	-
TOTAL JAIL	2,399,049	2,270,059	2,421,492	2,639,354	1,563,639	2,637,959

100 - GENERAL - ANIMAL CONTROL/ESTRAY	FY 2013	FY 2014	FY 2015	FY 2016	05/31/2016	FY 2017
ACCOUNT	ACTUAL	ACTUAL	ACTUAL	ADOPTED	Actual	ADOPTED
100-5-3106-1105 STAFF WAGES	-	30,128	33,450	33,298	21,387	34,297
100-5-3106-1115 RABIES OFFICER	-	2,327	2,510	2,500	1,606	2,500
100-5-3106-1201 SOCIAL SECURITY & MEDICARE		2,383	2,611	2,739	1,678	2,815
100-5-3106-1202 UNEMPLOYMENT TAX		221	325	347	172	357
100-5-3106-1203 RETIREMENT		2,589	2,838	2,742	1,766	2,819
100-5-3106-1204 RETIREMENT LIFE INSURANCE		138	160	168	106	173
100-5-3106-1205 WORKERS COMP		676	740	740	504	761
100-5-3106-1209 HEALTH INSURANCE		7,268	9,781	10,276	6,851	10,005
100-5-3106-2301 DUES & MEMBERSHIPS		-	-	100	-	100
100-5-3106-2302 TRAINING MILAGE & REIMBURSEMENT		1,065	840	1,500	365	1,500
100-5-3106-2303 BONDS & INSURANCE		771	774	780	-	780
100-5-3106-2305 CONTRACT SERVICES		575	1,810	7,500	2,008	4,000
100-5-3106-3101 SUPPLIES		3,816	1,534	5,000	966	4,000
100-5-3106-3104 TELEPHONE		322	624	750	423	750
100-5-3106-3107 REPAIRS		1,739	45	2,500	116	2,000
100-5-3106-3202 FUEL		7,737	5,190	5,500	2,860	4,500
100-5-3106-4101 CAPITAL OUTLAY		6,480	-	-	-	-
TOTAL ANIMAL CONTROL/ESTRAY	-	68,237	63,230	76,439	40,808	71,357
TOTAL SHERIFF'S OPERATIONS	4,682,497	5,019,797	5,118,171	5,490,052	3,200,076	5,541,751

100 - GENERAL - EMERGENCY MANAGEMENT/FLOOD PLAIN MANAG	FY 2013	FY 2014	FY 2015	FY 2016	05/31/2016	FY 2017
ACCOUNT	ACTUAL	ACTUAL	ACTUAL	ADOPTED	Actual	ADOPTED
100-5-3301-1104 SALARY	38,316	39,274	41,586	41,427	26,609	42,669
100-5-3301-1106 HOTETC COMMITMENT	-	-	-	-	-	-
100-5-3301-1116 FLOOD PLAIN SUPPLEMENT	-	5,038	5,019	5,000	3,211	5,000
100-5-3301-1201 SOCIAL SECURITY & MEDICARE	2,496	2,933	3,058	3,552	1,986	3,647
100-5-3301-1202 UNEMPLOYMENT TAX	543	311	421	450	223	462
100-5-3301-1203 RETIREMENT	2,852	3,524	3,679	3,556	2,291	3,651
100-5-3301-1204 RETIREMENT LIFE INSURANCE	154	189	208	218	138	224
100-5-3301-1205 WORKERS COMP	737	914	228	960	653	986
100-5-3301-1209 HEALTH INSURANCE	9,856	11,504	11,683	12,506	8,338	12,180
100-5-3301-2301 DUES & MEMBERSHIPS	200	295	200	600	190	600
100-5-3301-2302 TRAINING & MILEAGE REIMB	853	4,717	1,400	3,000	1,789	3,000
100-5-3301-2303 BONDS & INSURANCE	525	525	807	1,000	-	1,000
100-5-3301-2305 CONTRACT SERVICES	626	2,521	845	5,000	415	5,000
100-5-3301-3101 SUPPLIES	4,324	2,266	4,043	4,000	4,708	6,000
100-5-3301-3104 TELEPHONE	3,219	3,088	2,786	2,500	1,919	2,500
100-5-3301-3107 REPAIRS	8,495	3,803	2,625	11,000	1,508	15,000
100-5-3301-3202 FUEL	4,708	4,748	3,544	5,000	1,127	4,500
100-5-3301-3603 SECURITY EQUIPMENT	644	1,224	946	1,000	-	1,000
100-5-3301-4101 CAPITAL OUTLAY	567	2,500	-	-	-	-
100-5-3301-8103 CAPITAL LEASE	8,951	9,043	-	-	-	-
TOTAL EMERGENCY MANAGEMENT	88,066	98,416	83,079	100,769	55,105	107,419

100 - GENERAL - PUBLIC ASSISTANCE	FY 2013	FY 2014	FY 2015	FY 2016	05/31/2016	FY 2017
ACCOUNT	ACTUAL	ACTUAL	ACTUAL	ADOPTED	Actual	ADOPTED
100-5-5301-1104 DEPT. HEAD	390	800	-	3,062	-	3,062
100-5-5301-1105 CHILDRENS PUBLIC ASSISTANCE EMPLOYEE	-	-	-	-	-	-
100-5-5301-1115 RABIES OFFICER	-	-	-	-	-	-
100-5-5301-1201 SOCIAL SECURITY & MEDICARE	1,174	-	916	234	-	234
100-5-5301-1202 UNEMPLOYMENT TAX	408	251	333	30	174	30
100-5-5301-1203 RETIREMENT	1,208	-	911	235	-	235
100-5-5301-1204 RETIREMENT LIFE INSURANCE	66	-	50	14	-	14
100-5-5301-1205 WORKERS COMP	74	-	144	12	101	12
100-5-5301-1209 HEALTH INSURANCE	3,814	7,775	8,523	8,906	5,195	8,669
100-5-5301-2302 TRAVEL & MILEAGE REIMB	500	562	339	500	31	400
100-5-5301-2410 AUTOPSY & TRANSPORT	69,105	60,490	98,519	75,000	65,410	85,000
100-5-5301-3101 SUPPLIES	236	413	473	400	267	400
100-5-5301-3104 TELEPHONE	832	720	660	900	420	800
100-5-5301-7202 CHILD WELFARE	15,000	15,000	15,000	15,000	7,500	15,000
100-5-5301-7203 MENTAL HEALTH & AGING	15,236	15,236	15,236	17,886	5,236	17,886
100-5-5301-7204 PUBLIC HEALTH DEPT	38	-	-	-	-	-
100-5-5301-7205 MEALS ON WHEELS	10,000	10,000	10,000	10,000	-	10,000
100-5-5301-7206 CELL BLOCK MUSEUM	1,919	2,500	5,000	5,000	-	5,000
100-5-5301-7208 HILL COUNTY FAIR GROUNDS	13,667	22,821	18,151	25,000	13,849	25,000
100-5-5301-7303 MENTAL ILLNESS	4,951	2,803	2,850	5,000	3,018	5,000
TOTAL PUBLIC ASSISTANCE	138,618	139,372	177,105	167,179	101,201	176,742

100 - GENERAL -VETERANS SERVICE OFFICER	FY 2013	FY 2014	FY 2015	FY 2016	05/31/2016	FY 2017
ACCOUNT	ACTUAL	ACTUAL	ACTUAL	ADOPTED	Actual	ADOPTED
100-5-5302-1104 DEPT. HEAD	20,912	20,666	21,861	21,780	13,989	22,433
100-5-5302-1105 STAFF WAGES	-	-	-	-	-	-
100-5-5302-1201 SOCIAL SECURITY & MEDICARE	1,543	1,581	1,673	1,666	1,070	1,716
100-5-5302-1202 UNEMPLOYMENT TAX	253	145	197	211	105	218
100-5-5302-1203 RETIREMENT	1,501	1,644	1,726	1,668	1,075	1,718
100-5-5302-1204 RETIREMENT LIFE INSURANCE	81	88	97	102	65	105
100-5-5302-1205 WORKERS COMP	64	82	85	88	60	91
100-5-5302-2302 TRAINING & MILEAGE REIMB	1,854	1,915	2,229	2,200	1,848	2,200
100-5-5302-3101 SUPPLIES	569	426	427	500	186	1,000
100-5-5302-3102 POSTAGE	145	105	121	320	90	250
100-5-5302-3104 TELEPHONE	872	653	706	900	486	900
100-5-5302-3110 MISCELLANEOUS	-	-	-	-	-	250
100-5-5302-4101 CAPITAL OUTLAY	-	212	207	1,000	-	-
TOTAL VETERANS SERVICE OFFICER	27,794	27,516	29,331	30,435	18,974	30,881

100 - GENERAL - AG EXTENSION SERVICE	FY 2013	FY 2014	FY 2015	FY 2016	05/31/2016	FY 2017
ACCOUNT	ACTUAL	ACTUAL	ACTUAL	ADOPTED	Actual	ADOPTED
100-5-6504-1101 SALARY	-	-	-	-	-	-
100-5-6504-1104 DEPT. HEAD	20,060	20,562	15,926	21,127	13,570	21,760
100-5-6504-1105 STAFF WAGES	61,627	62,980	58,298	67,859	41,981	67,320
100-5-6504-1112 FERAL HOG ERADICATION SUPPLEMENT	-	-	1,884	2,500	1,606	2,500
100-5-6504-1201 SOCIAL SECURITY & MEDICARE	6,249	6,390	5,822	6,999	4,372	7,006
100-5-6504-1202 UNEMPLOYMENT TAX	1,025	586	678	887	427	888
100-5-6504-1203 RETIREMENT	1,440	1,967	1,602	7,008	1,140	7,015
100-5-6504-1204 RETIREMENT LIFE INSURANCE	79	105	91	430	69	430
100-5-6504-1205 WORKERS COMP	347	332	99	370	64	371
100-5-6504-1209 HEALTH INSURANCE	8,131	7,034	8,523	8,906	5,937	8,669
100-5-6504-2301 DUES & MEMBERSHIPS	-	-	-	-	-	-
100-5-6504-2302 TRAINING & MILEAGE REIMB	15,700	15,554	15,362	16,000	11,224	18,000
100-5-6504-3101 SUPPLIES	1,829	2,047	2,128	2,000	1,420	2,000
100-5-6504-3102 POSTAGE	110	267	330	250	225	250
100-5-6504-3103 MACHINE & EQUIP RENTAL	2,024	2,069	2,168	2,200	1,269	2,200
100-5-6504-3104 TELEPHONE	1,922	1,118	1,250	2,000	793	2,000
100-5-6504-3110 MISCELLANEOUS	75	80	133	100	-	100
100-5-6504-3130 CHDA SUPPLIES	793	658	751	1,000	596	1,000
100-5-6504-3131 4H SUPPLIES	2,278	2,306	2,471	3,500	1,395	3,500
100-5-6504-4101 CAPITAL OUTLAY	1,400	1,390	1,372	1,500	-	1,500
100-5-6504-7201 FERAL HOG ERADICATION PROGRAM	-	-	20,000	20,000	10,000	15,000
TOTAL AG EXTENSION SERVICE	125,086	125,445.0	138,889	164,636	96,088	161,510
TOTAL GENERAL	10,193,095	10,841,787	11,199,449	12,224,198	6,987,022	13,425,022

200 - GENERAL ROAD AND BRIDGE	FY 2013	FY 2014	FY 2015	FY 2016	05/31/2016	FY 2017
ACCOUNT	ACTUAL	ACTUAL	ACTUAL	ADOPTED	Actual	ADOPTED
200-5-7100-1101 SALARY	128,795.00	-	-	-	-	-
200-5-7100-1105 STAFF WAGES	28,059	723,453	-	-	-	-
200-5-7100-1106 PART TIME WAGES	-	9,865	-	-	-	-
200-5-7100-1117 DPS SECRETARY	-	25,862	27,055	26,951	17,311	27,760
200-5-7100-1201 SOCIAL SECURITY & MEDICARE	12,101	57,165	4,084	2,062	1,324	2,124
200-5-7100-1202 UNEMPLOYMENT TAX	321	8,959	266	261	129	269
200-5-7100-1203 RETIREMENT	12,081	59,615	4,198	2,064	1,330	2,126
200-5-7100-1204 RETIREMENT LIFE INSURANCE	652	3,188	230	127	80	130
200-5-7100-1205 WORKERS COMP	805	29,333	1,027	109	74	112
200-5-7100-1209 HEALTH INSURANCE	8,472	184,543	16,082	8,906	5,937	8,669
200-5-7100-2302 TRAINING MILEAGE & REIMB	-	21	-	-	-	-
200-5-7100-2303 BONDS & INSURANCE	-	23,522	-	-	-	-
200-5-7100-2305 CONTRACT SERVICES	31,500	1,385	-	-	-	-
200-5-7100-3103 MACHINE & EQUIPMENT RENTAL	-	5,111	-	-	-	-
200-5-7100-3106 SHOP SUPPLIES	-	2,193	-	-	-	-
201-5-7101-3107 REPAIRS	35	73,764	-	-	-	-
200-5-7100-3110 MISCELLANEOUS	4,070	2,594	-	250	-	250
200-5-7100-3115 CONSTRUCTION MATERIALS	-	197,705	-	-	-	-
200-5-7100-3201 UTILITIES	2,482	23,354	1,851	1,320	1,246	1,320
200-5-7100-3202 FUEL	-	21,845	78	-	-	-
200-5-7100-3333 FEMA/GRANT EXPENDITURES	-	41,022	-	-	-	-
200-5-7100-3701 OTHER SUPPLIES	-	6,022	36	-	-	-
200-5-7100-4101 CAPITAL OUTLAY	-	350	-	-	-	-
200-5-7100-4103 BRIDGE/INFRASTRUCTURE	-	-	-	-	-	-
200-5-7100-7201 PYMTS TO AGENCIES	29,990	10,261	9,530	10,360	-	17,860
200-5-7100-7210 APPRAISALS	38,482	44,617	47,595	49,972	25,214	49,972
200-5-7100-7602 CONTINGENCIES	-	-	-	-	-	-
200-5-7100-9902 TRANSFER TO PRECINCTS	-	-	-	200,000	200,000	-
200-5-7100-9903 TRANSFER TO SHERIFF	-	-	-	-	-	45,834
TOTAL GENERAL ROAD AND BRIDGE	297,845	1,555,747	112,030	302,382	252,645	156,426

200 - ROAD ENGINEER	FY 2013	FY 2014	FY 2015	FY 2016	05/31/2016	FY 2017
ACCOUNT	ACTUAL	ACTUAL	ACTUAL	ADOPTED	Actual	ADOPTED
200-5-7110-1101 SALARY	-	-	-	-	-	-
200-5-7110-1104 DEPARTMENT HEAD	21,177	54,990	15,512	-	-	-
200-5-7110-1105 STAFF WAGES	-	29,366	7,866	-	-	-
200-5-7110-1201 SOCIAL SECURITY & MEDICARE	1,635	6,505	1,801	-	-	-
200-5-7110-1202 UNEMPLOYMENT TAX	395	598	202	-	-	-
200-5-7110-1203 RETIREMENT	1,592	4,971	455	-	-	-
200-5-7110-1204 RETIREMENT LIFE INSURANCE	87	266	25	-	-	-
200-5-7110-1205 WORKERS COMP	-	189	91	-	-	-
200-5-7110-1209 HEALTH INSURANCE	16	8,126	2,481	-	-	-
200-5-7110-2301 DUES AND MEMBERSHIPS	-	-	-	-	-	-
200-5-7110-2302 TRAINING & MILEAGE REIMB	-	-	-	-	-	-
200-5-7110-2303 BONDS & INSURANCE	-	361	-	-	-	-
200-5-7110-3101 SUPPLIES	130	1,810	132	-	-	-
200-5-7110-3104 TELEPHONE	338	2,669	359	-	-	-
200-5-7110-3110 MICELLANEOUS	-	3,184	15	-	-	-
200-5-7110-3202 FUEL	1,220	5,496	782	-	-	-
200-5-7110-4101 CAPITAL OUTLAY	20,137	530	-	-	-	-
TOTAL ROAD ENGINEER	46,727	119,061	29,720	-	-	-
TOTAL FUND GENERAL ROAD AND BRIDGE	344,572	1,674,808	141,750	302,382	252,645	156,426

201 - ROAD AND BRIDGE #1	FY 2013	FY 2014	FY 2015	FY 2016	05/31/2016	FY 2017
ACCOUNT (Includes Lat Rd Refund 04-05 & 05-06)	ACTUAL	ACTUAL	ACTUAL	ADOPTED	Actual	ADOPTED
201-5-7101-1101 SALARY	14,364	-	36,162	49,067	31,591	50,539
201-5-7101-1105 STAFF WAGES	185,388	125,710	180,069	177,299	118,561	218,793
201-5-7101-1106 PART TIME WAGES	1,005	500	21,253	16,850	17,584	46,457
201-5-7101-1113 CELLPHONE SUPPLEMENT	750	570	-	1,300	-	1,040
201-5-7101-1201 SOCIAL SECURITY & MEDICARE	15,140	9,432	17,590	18,705	12,677	24,237
201-5-7101-1202 UNEMPLOYMENT TAX	2,417	435	1,823	2,372	1,051	3,073
201-5-7101-1203 RETIREMENT	14,897	9,278	18,041	18,730	12,894	20,710
201-5-7101-1204 RETIREMENT LIFE INSURANCE	807	501	1,023	1,149	776	1,271
201-5-7101-1205 WORKERS COMP	7,283	5,462	7,603	8,284	4,386	10,733
201-5-7101-1207 VEHICLE USE	-	-	-	-	-	-
201-5-7101-1209 HEALTH INSURANCE	42,332	28,221	42,071	45,926	29,678	62,018
201-5-7101-2302 TRAINING & MILEAGE REIMB	1,934	801	1,683	2,000	1,462	2,000
201-5-7101-2303 BONDS & INSURANCE	4,103	4,754	4,593	6,235	100	6,235
201-5-7101-2305 CONTRACT SERVICES	2,405	2,405	4,224	2,077	85,613	2,077
201-5-7101-3103 MACHINE & EQUIPMENT RENTAL	-	-	148	1,834	177,512	48,514
201-5-7101-3106 SHOP SUPPLIES	914	66	532	-	315	500
201-5-7101-3107 REPAIRS	27,131	6,754	37,971	35,000	10,128	35,000
201-5-7101-3110 MISCELLANEOUS	3,779	3,039	2,791	500	1,067	500
201-5-7101-3115 CONSTRUCTION MATERIALS	86,204	48,652	34,526	20,000	3,830	20,000
201-5-7101-3119 911	-	-	-	-	-	-
201-5-7101-3201 UTILITIES	6,058	3,510	6,902	5,135	4,322	5,135
201-5-7101-3202 FUEL	23,071	7,270	8,886	5,000	20	5,000
201-5-7101-3333 FEMA	-	-	-	-	-	-
201-5-7101-4101 CAPITAL OUTLAY	43,500	-	139,310	10,000	-	510,000
201-5-7101-4103 BRIDGE/INFRASTRUCTURE	13,935	13,935	-	35,000	-	35,000
201-5-7101-8102 TIME WARRANT	-	-	-	-	-	-
201-5-7101-8103 CAPITAL LEASE	78,513	41,434	-	33,741	33,703	33,741
201-5-7101-9100 TRANSFER TO GENERAL	-	-	-	51,656	51,656	-
TOTAL ROAD AND BRIDGE #1	575,929	312,729	567,200	547,861	598,926	1,142,573

202 - ROAD AND BRIDGE #2	FY 2013	FY 2014	FY 2015	FY 2016	05/31/2016	FY 2017
ACCOUNT (Includes Lat Rd Refund 04-05 & 05-06)	ACTUAL	ACTUAL	ACTUAL	ADOPTED	Actual	ADOPTED
202-5-7102-1101 SALARY	13,714	-	36,162	49,067	31,591	50,539
202-5-7102-1105 STAFF WAGES	150,759	93,942	170,438	147,555	94,776	188,638
202-5-7102-1106 PART TIME WAGES	-	-	171	-	68	-
202-5-7102-1113 CELL PHONE SUPPLEMENT	-	-	-	-	-	-
202-5-7102-1201 SOCIAL SECURITY & MEDICARE	11,969	6,946	15,148	15,042	9,549	18,297
202-5-7102-1202 UNEMPLOYMENT TAX	1,974	320	1,540	1,907	710	2,320
202-5-7102-1203 RETIREMENT	12,190	6,886	15,760	15,061	9,713	18,321
202-5-7102-1204 RETIREMENT LIFE INSURANCE	662	372	893	924	586	1,124
202-5-7102-1205 WORKERS COMP	6,417	4,813	7,527	6,661	3,569	8,103
202-5-7102-1207 VEHICLE	-	-	-	-	27	-
202-5-7102-1209 HEALTH INSURANCE	50,393	27,592	44,747	47,746	31,831	55,150
202-5-7102-2302 TRAINING & MILEAGE REIMB	1,834	1,082	1,744	1,500	673	1,500
202-5-7102-2303 BONDS & INSURANCE	6,480	6,356	6,832	6,196	-	6,196
202-5-7102-2305 CONTRACT SERVICES	-	-	170	2,066	7,000	2,066
202-5-7102-3103 MACHINE & EQUIPMENT RENTAL	-	-	74	1,823	-	1,823
202-5-7102-3107 REPAIRS	31,331	16,050	36,376	21,310	17,810	21,310
202-5-7102-3110 MISCELLANEOUS	1,188	1,064	1,535	2,729	532	2,729
202-5-7102-3115 CONSTRUCTION MATERIALS	79,675	34,198	116,502	60,000	53,100	53,100
202-5-7102-3119 911	-	-	-	-	-	-
202-5-7102-3201 UTILITIES	5,309	3,248	5,264	5,103	3,490	5,103
202-5-7102-3202 FUEL	58,960	45,086	24,047	35,890	10,431	35,890
202-5-7102-3333 FEMA	5,265	5,265	-	-	-	-
202-5-7102-4101 CAPITAL OUTLAY	143,809	143,809	-	163,050	132,715	303,050
202-5-7102-4103 BRIDGE/INFRASTRUCTURE	102,000	42,000	88,560	36,815	-	36,815
202-5-7102-4104 RIGHT OF WAY	-	-	-	-	-	-
202-5-7102-7301 TIME WARRANT	-	-	-	-	-	-
202-5-7102-8103 CAPITAL LEASE	140,225	186,661	-	-	-	-
202-5-7102-9100 TRANSFER TO GENERAL	-	-	-	51,000	51,000	-
TOTAL ROAD AND BRIDGE #2	824,153	625,690	573,491	671,445	459,171	812,074

203 - ROAD AND BRIDGE #3	FY 2013	FY 2014	FY 2015	FY 2016	05/31/2016	FY 2017
ACCOUNT (Includes Lat Rd Refund 04-05 & 05-06)	ACTUAL	ACTUAL	ACTUAL	ADOPTED	Actual	ADOPTED
203-5-7103-1101 SALARY	14,364	-	36,162	49,067	31,591	50,539
203-5-7103-1105 STAFF WAGES	202,572	131,371	208,507	218,733	140,494	225,295
203-5-7103-1105 PART TIME WAGES	15,287	9,378	19,704	-	1,605	22,289
203-5-7103-1113 CELL PHONE ALLOWANCE	-	-	-	-	450	-
203-5-7103-1201 SOCIAL SECURITY & MEDICARE	17,203	10,376	19,125	20,487	13,000	22,806
203-5-7103-1202 UNEMPLOYMENT TAX	2,743	502	2,065	2,598	1,080	2,892
203-5-7103-1203 RETIREMENT	15,976	9,539	19,054	20,513	13,254	21,129
203-5-7103-1204 RETIREMENT LIFE INSURANCE	866	515	1,077	1,259	799	1,296
203-5-7103-1205 WORKERS COMP	7,769	5,827	8,078	9,072	5,097	10,100
203-5-7103-1207 VEHICLE	-	-	-	-	-	-
203-5-7103-1209 HEALTH INSURANCE	53,234	35,249	51,791	61,267	41,758	69,632
203-5-7103-2302 TRAINING & MILEAGE REIMB	1,549	774	1,294	-	260	500
203-5-7103-2303 BONDS & INSURANCE	7,089	7,923	9,457	8,500	-	8,500
203-5-7103-2305 CONTRACT SERVICES	-	-	-	3,500	109,431	3,500
203-5-7103-3103 MACHINE & EQUIPMENT RENTAL	-	-	134	-	-	-
203-5-7103-3107 REPAIRS	52,966	7,119	63,041	25,000	25,112	25,000
203-5-7103-3110 MISCELLANEOUS	2,021	1,415	1,355	500	4,665	500
203-5-7103-3115 CONSTRUCTION MATERIAL	90,602	17,781	76,370	60,000	50,943	60,000
203-5-7103-3119 911	-	-	-	-	-	-
203-5-7103-3201 UTILITIES	5,340	3,703	5,343	7,000	3,753	7,000
203-5-7103-3202 FUEL	8,521	3,761	33,011	50,000	47,949	50,000
203-5-7103-3333 FEMA	-	-	-	-	-	-
203-5-7103-4101 CAPITAL OUTLAY	162,300	-	-	100,500	-	400,050
203-5-7103-4103 BRIDGE/INFRASTRUCTURE	-	-	-	50,000	-	50,000
203-5-7103-7602 CONTINGENCY	-	-	-	-	-	-
203-5-7103-9100 TRANSFER TO GENERAL	-	-	-	50,337	50,337	-
TOTAL ROAD AND BRIDGE #3	660,403	245,233	555,568	738,333	541,578	1,031,028

204 - ROAD AND BRIDGE #4	FY 2013	FY 2014	FY 2015	FY 2016	05/31/2016	FY 2017
ACCOUNT (Includes Lat Rd Refund 04-05 & 05-06)	ACTUAL	ACTUAL	ACTUAL	ADOPTED	Actual	ADOPTED
204-5-7104-1101 SALARY	14,364	-	36,162	49,067	31,591	50,539
204-5-7104-1105 STAFF WAGES	142,456	95,446	148,211	220,033	94,945	225,830
204-5-7104-1106 PART TIME WAGES	10,371	10,336	-	-	-	-
204-5-7104-1113 CELL PHONE SUPPLEMENT	460	280	-	780	-	780
204-5-7104-1201 SOCIAL SECURITY & MEDICARE	12,627	7,930	13,713	20,646	9,660	21,202
204-5-7104-1202 UNEMPLOYMENT TAX	1,885	380	1,338	2,618	713	2,688
204-5-7104-1203 RETIREMENT	12,080	7,449	14,006	20,673	9,721	21,230
204-5-7104-1204 RETIREMENT LIFE INSURANCE	654	402	801	1,268	586	1,303
204-5-7104-1205 WORKERS COMP	8,632	6,474	6,091	9,143	4,910	9,389
204-5-7104-1207 VEHICLE	-	-	-	-	-	-
204-5-7104-1209 HEALTH INSURANCE	31,199	17,476	36,891	53,761	23,976	52,317
204-5-7104-2302 TRAINING & MILEAGE REIMB	617	617	375	2,000	214	2,000
204-5-7104-2303 BONDS & INSURANCE	5,271	5,329	5,880	5,000	-	5,000
204-5-7104-2305 CONTRACT SERVICES	-	-	1,500	50,000	-	50,000
204-5-7104-3103 MACHINE & EQUIPMENT RENTAL	-	-	-	10,000	-	10,000
204-5-7104-3106 SHOP SUPPLIES	-	-	191	7,000	-	7,000
204-5-7104-3107 REPAIRS	-	-	23,195	50,000	3,330	50,000
204-5-7104-3109 MAINTENANCE	990	752	5,955	10,000	-	10,000
204-5-7104-3110 MISCELLANEOUS	1,057	706	850	3,000	1,495	3,000
204-5-7104-3115 CONSTRUCTION MATERIALS	566	-	25,912	97,000	10,238	97,000
204-5-7104-3119 911	-	-	-	-	-	-
204-5-7104-3201 UTILITIES	6,728	4,352	6,761	8,000	4,435	8,000
204-5-7104-3202 FUEL	2,576	1,525	13,010	50,000	1,767	50,000
204-5-7104-3333 FEMA	-	-	-	-	-	-
204-5-7104-4101 CAPITAL OUTLAY	-	-	-	230,000	109,000	230,000
204-5-7104-4103 BRIDGE/INFRASTRUCTURE	-	-	-	100,000	-	100,000
204-5-7104-7602 CONTINGENCY	-	-	-	-	-	-
204-5-7104-8102 TIME WARRANT	-	-	-	-	-	-
204-5-7104-9100 TRANSFER TO GENERAL	-	-	-	51,000	51,000	-
TOTAL ROAD AND BRIDGE #4	252,532	159,454	340,844	1,050,988	357,581	1,007,278

210- FM LATERAL GENERAL	FY 2013	FY 2014	FY 2015	FY 2016	05/31/2016	FY 2017
ACCOUNT	ACTUAL	ACTUAL	ACTUAL	ADOPTED	Actual	ADOPTED
210-5-7101-2305 CONTRACT SERVICES	-	5,943	-	-	-	-
210-5-7101-3107 REPAIRS	-	128,954	-	-	-	-
210-5-7101-3115 CONSTRUCTION MATERIAL	-	474,915	-	-	-	-
210-5-7101-3202 FUEL	-	336,801	-	-	-	-
210-5-7101-4101 CAPITAL OUTLAY	-	40,752	-	-	-	-
210-5-7101-4103 BRIDGE/INFRASTRUCTURE	-	146,174	-	-	-	-
210-5-7101-8103 CAPITAL LEASE	-	29,356	-	-	-	-
TOTAL FM LATERAL GENERAL	-	1,162,896	-	-	-	-

211 - FM LATERAL # 1	FY 2013	FY 2014	FY 2015	FY 2016	05/31/2016	FY 2017
ACCOUNT	ACTUAL	ACTUAL	ACTUAL	ADOPTED	Actual	ADOPTED
211-5-7101-2305 CONTRACT SERVICES	-	-	-	-	2,200	-
211-5-7101-3107 REPAIRS	26,748	23,215	32,679	55,000	54,712	55,000
211-5-7101-3115 CONSTRUCTION MATERIAL	135,533	95,963	158,511	150,000	158,960	150,000
211-5-7101-3202 FUEL	52,535	48,190	46,683	130,000	29,125	100,000
211-5-7101-4101 CAPITAL OUTLAY	950	950	17,128	65,000	35,220	65,000
211-5-7101-4103 BRIDGE/INFRASTRUCTURE	116,250	116,250	76,650	56,000	30,000	55,000
211-5-7101-8103 CAPITAL LEASE			29,356	29,356	29,452	29,356
TOTAL FM LATERAL # 1	332,016	284,568	361,006	485,356	339,669	454,356

212 - FM LATERAL # 2	FY 2013	FY 2014	FY 2015	FY 2016	05/31/2016	FY 2017
ACCOUNT	ACTUAL	ACTUAL	ACTUAL	ADOPTED	Actual	ADOPTED
212-5-7102-2305 CONTRACT SERVICES	-	-	2,325	30,000	-	15,000
212-5-7102-3107 REPAIRS	20,019	18,900	32,944	75,000	85,358	75,000
212-5-7102-3115 CONSTRUCTION MATERIAL	139,009	109,756	111,238	150,000	130,219	140,000
212-5-7102-3202 FUEL	25,057	25,000	42,437	103,000	16,862	75,000
212-5-7102-4101 CAPITAL OUTLAY	75,000	75,000	47,740	131,965	100,870	110,000
212-5-7102-4103 BRIDGE/INFRASTRUCTURE	126,000	126,000	52,000	100,000	84,882	100,000
TOTAL FM LATERAL # 2	385,086	354,656	288,684	589,965	418,191	515,000

213 - FM LATERAL # 3	FY 2013	FY 2014	FY 2015	FY 2016	05/31/2016	FY 2017
ACCOUNT	ACTUAL	ACTUAL	ACTUAL	ADOPTED	Actual	ADOPTED
213-5-7103-2305 CONTRACT SERVICES	-	-	158	-	-	-
213-5-7103-3107 REPAIRS	56,503	48,460	34,687	30,000	7,354	30,000
213-5-7103-3115 CONSTRUCTION MATERIAL	123,363	121,665	91,755	75,000	132,340	75,000
213-5-7103-3202 FUEL	172,437	102,132	64,067	150,000	407	150,000
213-5-7103-4101 CAPITAL OUTLAY	141,579	61,579	-	170,000	149,387	170,000
213-5-7103-4103 BRIDGE/INFRASTRUCTURE	26,500	26,500	68,250	75,000	-	75,000
213-5-7103-8103 CAPITAL LEASE		-	-	-	-	-
TOTAL FM LATERAL # 3	520,383	360,336	258,918	500,000	289,488	500,000

214 - FM LATERAL # 4	FY 2013	FY 2014	FY 2015	FY 2016	05/31/2016	FY 2017
ACCOUNT	ACTUAL	ACTUAL	ACTUAL	ADOPTED	Actual	ADOPTED
214-5-7104-2305 CONTRACT SERVICES	-	-	84	50,000	-	40,000
214-5-7104-3104 SHOP SUPPLIES	4,364	1,838	1,225	7,000	597	7,000
214-5-7104-3105 MAINTENANCE	7,000	6,987	2,603	10,000	7,538	10,000
214-5-7104-3107 REPAIRS	70,981	43,646	36,149	60,000	47,664	60,000
214-5-7104-3115 CONSTRUCTION MATERIAL	93,464	87,806	136,423	100,000	95,416	100,000
214-5-7104-3202 FUEL	81,764	63,392	54,250	130,000	30,934	100,000
214-5-7104-4101 CAPITAL OUTLAY	262,629	262,629	-	175,000	93,485	175,000
214-5-7104-4103 BRIDGE/INFRASTRUCTURE	76,123	-	-	80,000	-	80,000
TOTAL FM LATERAL # 4	596,324	466,298	230,734	612,000	275,634	572,000

225 - INDIGENT HEALTH CARE	FY 2013	FY 2014	FY 2015	FY 2016	05/31/2016	FY 2017
ACCOUNT	ACTUAL	ACTUAL	ACTUAL	ADOPTED	Actual	ADOPTED
225-5-5101-1104 DEPT HEAD SALARY	37,274	38,188	40,230	40,057	25,436	35,589
225-5-5101-1105 STAFF WAGES	-	-	-	-	-	-
225-5-5101-1201 SOCIAL SECURITY & MEDICARE	2,623	2,757	3,075	3,064	1,921	2,723
225-5-5101-1202 UNEMPLOYMENT TAX	468	268	363	389	192	345
225-5-5101-1203 RETIREMENT	2,775	3,037	3,176	3,068	1,954	2,726
225-5-5101-1204 RETIREMENT LIFE INSURANCE	150	162	179	188	118	167
225-5-5101-1205 WORKERS COMP	158	152	162	162	110	144
225-5-5101-1209 HEALTH INSURANCE	11,007	11,136	8,523	8,906	5,937	8,669
225-5-2101-2301 DUES & MEMBERSHIPS	-	200	200	200	200	200
225-5-5101-2302 TRAINING & MILEAGE REIMB	1,204	1,662	1,340	1,500	1,067	1,500
225-5-5101-2303 BONDS & INSURANCE	100	100	100	150	50	150
225-5-5101-2305 CONTRACT SERVICES	12,926	13,039	13,057	13,000	8,661	13,000
225-5-5101-2414 INDIGENT INMATE MEDICAL	316,605	352,615	342,784	311,000	239,551	311,000
225-5-5101-2415 INDIGENT MEDICAL	295,325	342,250	395,048	439,000	262,643	459,850
225-5-5101-3101 SUPPLIES	1,454	1,186	1,118	1,200	613	1,200
225-5-5101-3102 POSTAGE	630	599	558	700	-	700
225-5-5101-3103 MACHINE & EQUIP RENTAL	1,351	1,351	1,351	1,400	788	1,400
225-5-5101-3104 TELEPHONE	833	663	723	800	496	800
225-5-5101-3110 MISCELLANEOUS	186	132	40	100	-	100
225-5-5101-9901 TRANSFERS OUT	100,000	150,000	100,000	100,000	-	100,000
TOTAL INDIGENT HEALTH CARE	785,069	919,498	912,027	924,884	549,737	940,263

227 - LAW LIBRARY	FY 2013	FY 2014	FY 2015	FY 2016	05/31/2016	FY 2017
ACCOUNT	ACTUAL	ACTUAL	ACTUAL	ADOPTED	Actual	ADOPTED
227-5-2104-2302 TRAINING & MILEAGE REIMB	-	-	-	-	-	-
227-5-2104-3411 BOOKS & PERIODICALS	42,489	49,764	37,695	30,000	13,043	16,000
227-5-2104-4101 CAPITAL OUTLAY	8,437	143	-	-	-	-
227-5-2104-9901 TRANSFERS OUT	-	-	-	-	-	-
TOTAL LAW LIBRARY	50,926	49,907	37,695	30,000	13,043	16,000

229 - JURY FUND	FY 2013	FY 2014	FY 2015	FY 2016	05/31/2016	FY 2017
ACCOUNT	ACTUAL	ACTUAL	ACTUAL	ADOPTED	Actual	ADOPTED
229-5-2104-1104 DEPT HEAD SALARY	-	-	-	-	-	-
229-5-2104-1105 STAFF WAGES	27,217	30,111	10,896	-	1,385	10,000
229-5-2104-1107 COURT COORDINATOR	-	-	-	-	-	-
229-5-2104-1108 COURT REPORTER	111,040	-	-	-	-	-
229-5-2104-1201 SOCIAL SECURITY & MEDICARE	10,578	2,303	834	-	106	765
229-5-2104-1202 UNEMPLOYMENT TAX	1,737	208	82	-	-	97
229-5-2104-1203 RETIREMENT	10,152	2,134	630	-	106	766
229-5-2104-1204 RETIREMENT LIFE INSURANCE	550	114	34	-	6	47
229-5-2104-1205 WORKERS COMP	580	104	192	-	56	40
229-5-2104-1209 HEALTH INSURANCE	24,393	9,143	2,794	-	445	-
229-5-2104-2302 TRAINING & MILEAGE REIMB	2,707	1,833	134	-	-	-
229-5-2104-2305 CONTRACT SERVICES	1,537	5,487	23,499	9,000	42,356	10,000
229-5-2104-2307 LEGAL NOTICES	-	-	-	-	-	-
229-5-2104-2310 JURY COMMISSION	100	90	30	150	-	150
229-5-2104-2311 GRAND JURY	3,230	4,391	5,886	3,800	1,977	3,200
229-5-2104-2312 PETIT JURY	8,790	15,439	12,770	16,000	7,412	15,000
229-5-2104-2313 COUNTY JURORS	246	-	-	1,500	-	1,000
229-5-2104-2315 BANK SERVICE CHARGES	315	166	383	150	-	150
229-5-2104-2320 APPOINTED ATTORNEY - FELONY	241,603	236,210	248,068	215,000	134,957	215,000
229-5-2104-2321 APPOINTED ATTORNEY - JUVENILE	12,559	14,722	13,193	15,000	7,801	14,000
229-5-2104-2322 APPOINTED ATTORNEY - CIVIL	83,418	111,920	108,515	110,000	85,221	115,000
229-5-2104-2323 APPOINTED ATTORNEY - MISD	76,062	88,319	106,511	75,000	62,770	85,000
229-5-2104-2324 APPOINTED ATTORNEY GUARDIANSHIP	-	-	-	10,000	-	5,000
229-5-210-2325 CAPITAL MURDER TRIAL EXPENSE	10,156	13,541	20,311	20,400	12,027	20,000
229-5-2104-2403 PYSCHOLOGICAL EXAM	8,159	18,989	10,636	19,000	6,519	11,000
229-5-2104-2407 INVESTIGATIONS	29,267	20,717	16,029	16,000	10,468	16,000
229-5-2104-2408 WITNESSES & EVIDENCE	974	3,005	5,663	2,000	225	1,500
229-5-2104-2409 OTHER LITIGATION EXPENSE	59	1,556	367	500	1,879	2,500
229-5-2104-3101 SUPPLIES	247	282	21	750	-	250
229-5-2104-3102 POSTAGE	3,029	2,752	4,697	3,000	1,098	3,000
229-5-2104-3103 MACHINE & EQUIP RENTAL	-	(17)	549	-	-	-
229-5-2104-3104 TELEPHONE	1,528	1,298	1,255	2,300	958	1,800
229-5-2104-3109 MAINTENANCE CONTRACTS	14,225	-	-	3,000	-	-
229-5-2104-3110 MISCELLANEOUS	1,840	367	239	1,000	1,061	1,000
229-5-2104-9901 TRANSFERS OUT	-	-	-	-	-	-
TOTAL JURY FUND	686,298	585,184	594,217	523,550	378,833	532,265

400 - INTEREST & SINKING FUND	FY 2013	FY 2014	FY 2015	FY 2016	05/31/2016	FY 2017
Account.....	ACTUAL	ACTUAL	ACTUAL	ADOPTED	Actual	ADOPTED
400-5-1206-7501 LOSS ON INVESTMENT	-	-	-			
400-5-1206-8101 PRINCIPAL	425,000	430,000	440,000	455,000	-	465,000
400-5-1206-8201 INTEREST	185,219	176,719	168,119	159,319	84,059	147,944
400-5-1206-8301 FISCAL AGENT'S FEE	-	-	-	-	-	
400-5-1206-8302 COUPONS	-	-	-	-	-	
TOTAL INTEREST & SINKING	610,219	606,719	608,119	614,319	84,059	612,944
400-5-1206-9901 TRANSFERS OUT						
TOTAL INTEREST & SINKING FUND	610,219	606,719	608,119	614,319	84,059	612,944
TOTAL FOR REPORTED FUNDS	16,817,004	15,840,797	16,669,702	19,815,280	11,545,578	21,717,229

**HILL COUNTY, TEXAS
COUNTY CLERK RECORDS
ADOPTED BUDGET
October 1, 2016 through September 30, 2017**

	FY 2013 ACTUAL	FY 2014 ACTUAL	FY 2015 ACTUAL	FY 2016 ADOPTED	05/31/2016 Actual	FY 2017 ADOPTED
REVENUES						
230-340-400 RECORDING FEES	39,347	63,516	75,729	80,000	48,943	74,500
230-360-100 INTEREST	628	747	1,208	890	873	870
230-390-000 TRANSFERS IN	-	-	-	-	-	-
TOTAL REVENUES	39,975	64,263	76,937	80,890	49,816	75,370
EXPENDITURES						
230-5-1109-1105 STAFF WAGES	-	-	-	-	-	-
230-5-1109-1106 PART-TIME WAGES	-	-	-	-	-	-
230-5-1109-1201 SOCIAL SECURITY & MEDICARE	(68)	-	-	-	-	-
230-5-1109-1202 UNEMPLOYMENT TAX	-	-	-	-	-	-
230-5-1109-1203 RETIREMENT	(64)	-	-	-	-	-
230-5-1109-1204 RETIREMENT LIFE INSURANCE	(3)	-	-	-	-	-
230-5-1109-1205 WORKERS COMP	-	-	-	-	-	-
230-5-1109-2305 CONTRACT SERVICES	5,821	24,998	24,998	50,000	2,500	50,000
230-5-1109-3101 SUPPLIES	-	-	-	-	-	-
230-5-1109-3103 COMPUTER	-	-	-	-	-	-
230-5-1109-3111 MICRO FILMING & INDEXING	-	-	-	-	-	-
230-5-1109-4101 OFFICE EQUIPMENT	-	-	-	-	-	-
230-5-1109-9901 TRANSFERS OUT	-	-	-	-	-	-
TOTAL EXPENDITURES	5,686	24,998	24,998	50,000	2,500	50,000
Excess (Deficiency) of Revenues Over (Under) Expenditures	34,289	39,265	51,939	30,890	47,316	25,370
Projected Beginning Cash Balance 10/1/16					<u>\$ 227,800</u>	

HILL COUNTY, TEXAS
RECORDS MANAGEMENT AND PRESERVATION
ADOPTED BUDGET
October 1, 2016 through September 30, 2017

	FY 2013 ACTUAL	FY 2014 ACTUAL	FY 2015 ACTUAL	FY 2016 ADOPTED	05/31/2016 Actual	FY 2017 ADOPTED
REVENUES						
231-340-700 DIST. CLERK FEES	22,290	26,667	27,236	27,000	16,804	25,450
231-360-100 INTEREST	154	220	286	120	181	225
231-390-000 TRANSFERS IN	-	-	-	-	-	-
TOTAL REVENUES	22,444	26,887	27,522	27,120	16,985	25,675
EXPENDITURES						
231-5-2105-1105 STAFF WAGES	-	-	-	-	-	-
231-5-2105-1106 PART TIME WAGES	-	-	3,904	-	4,819	5,000
231-5-2105-1201 SOCIAL SECURITY & MEDICARE	-	-	299	-	369	383
231-5-2105-1202 UNEMPLOYMENT TAX	-	-	30	-	30	49
231-5-2105-1203 RETIREMENT	-	-	256	-	369	-
231-5-2105-1204 RETIREMENT LIFE INSURANCE	-	-	15	-	22	-
231-5-2105-1205 WORKERS COMP	-	-	-	-	14	-
231-5-2105-1209 HEALTH INSURANCE	-	-	-	-	-	-
231-5-2105-2305 CONTRACT SERVICES	13,819	17,914	11,723	30,000	15,024	29,068
231-5-2105-3101 SUPPLIES	4,094	86	578	500	-	500
231-5-2105-3103 MACHINE & EQUIP RENTAL	-	-	-	-	-	-
231-5-2105-9901 TRANSFERS OUT	-	-	-	-	-	-
TOTAL EXPENDITURES	17,913	18,000	16,805	30,500	20,647	35,000
Excess (Deficiency) of Revenues Over (Under)						
Expenditures	4,531	8,887	10,717	(3,380)	(3,662)	(9,325)
Projected Beginning Cash Balance 10/1/16					<u>\$ 42,650</u>	

HILL COUNTY, TEXAS
SHERIFF - STATE INVESTIGATIVE FUND
ADOPTED BUDGET
October 1, 2016 through September 30, 2017

	FY 2013 ACTUAL	FY 2014 ACTUAL	FY 2015 ACTUAL	FY 2016 ADOPTED	05/31/2016 Actual	FY 2017 ADOPTED
REVENUES						
235-352-201 CONFISCATED MONEY & PROPERTY	2,051	-	109,448			
235-360-100 INTEREST	23	53	54	50	23	50
235-364-100 SALE OF FIXED ASSETS	23,006	15,440	1,462		6,570	-
TOTAL REVENUES	25,080	15,493	110,964	50	6,593	50
EXPENDITURES						
235-5-3102-3110 MISCELLANEOUS EXPENSE	360.00	11,478	63,848	12,000	3,763	12,000
235-5-3102-3603 UNIFORMS/SECURITY EQUIP	-	-	-	11,000		1,000
235-5-3102-4101 CAPITAL OUTLAY	-	-	32,356	50,000	1,715	32,536
235-5-3102-7207 LAW ENFORCEMENT AGENCIES	-	-	-	-	-	-
235-5-3102-9901 TRANSFERS OUT	-	-	-	-	-	-
TOTAL EXPENDITURES	360	11,478	96,204	73,000	5,478	45,536
Excess (Deficiency) of Revenues Over (Under)						
Expenditures	24,720	4,015	14,760	(72,950)	1,115	(45,486)
Projected Beginning Cash Balance 10/1/16					<u>\$ 45,620</u>	

HILL COUNTY, TEXAS
DA FORFEITED PROPERTY ACCOUNT
ADOPTED BUDGET
October 1, 2016 through September 30, 2017

	FY 2013 ACTUAL	FY 2014 ACTUAL	FY 2015 ACTUAL	FY 2016 ADOPTED	05/31/2016 Actual	FY 2017 ADOPTED
REVENUES						
236-352-201 FORFEITURES	225,732	38,328	227,270		254,198	
236-360-100 INTEREST	1,034	1,134	1,359	500	1,009	500
236-364-100 SALE OF ASSETS	6,272	-	835		1,643	
236-238-100 MISCELLANEOUS	-	-				
236-390-000 TRANSFERS IN	-	-				
TOTAL REVENUES	233,038	39,462	229,464	500	256,850	500

EXPENDITURES						
236-5-2210-1105 STAFF WAGES	33,797	8,099	12,002	32,000	3,262	32,000
236-5-2210-1201 SOCIAL SECURITY & MEDICARE	2,561	612	928	2,448	249	2,448
236-5-2210-1202 UNEMPLOYMENT TAX	246	-	-	195	-	195
236-5-2210-1203 RETIREMENT	1,005	285	942	2,586	249	2,586
236-5-2210-1204 RETIREMENT LIFE INSURANCE	55	15	54	138	15	138
236-5-2210-1205 WORKERS COMP	128	15	-		12	-
236-5-2210-1209 HEALTH INSURANCE	1,375	471	86		194	-
236-5-2210-2305 CONTRACT SERVICES	28,272	4,090	-			-
236-5-2210-2308 EQUIPMENT	982	-	-			-
236-5-2210-2315 BANK CHARGES	-	46	-			-
236-5-2210-3101 SUPPLIES	122	-	-			-
236-5-2210-3110 MISCELLANEOUS	1,599	80	500	20,000		20,000
236-5-2210-7207 LAW ENFORCEMENT AGENCIES	173,753	27,210	168,214		185,946	-
236-5-2210-7209 AGREED / DEFAULT JUDGEMENT	1,376	2,092	5,304		1,777	-
236-5-2210-7301 REFUNDS						-
236-5-2210-9901 TRANSFERS OUT	-	-				-
TOTAL EXPENDITURES	245,271	43,015	188,030	57,367	191,704	57,367

Excess (Deficiency) of Revenues Over (Under)						
Expenditures	(12,233)	(3,553)	41,434	(56,867)	65,146	(56,867)

Projected Beginning Cash Balance 10/1/16

\$ 302,920

HILL COUNTY, TEXAS
PROBATE EDUCATION
ADOPTED BUDGET
October 1, 2016 through September 30, 2017

	FY 2013 ACTUAL	FY 2014 ACTUAL	FY 2015 ACTUAL	FY 2016 ADOPTED	05/31/2016 Actual	FY 2017 ADOPTED
REVENUES						
238-340-400 CO CLERK FEES	386	447	450	520	300	440
238-360-100 INTEREST	3	3	2	2	1	1
238-390-000 TRANSFERS IN	-	-	-	-	-	-
TOTAL REVENUES	389	450	452	522	301	441
EXPENDITURES						
238-5-2204-2302 TRAINING & MILEAGE REIMB	-	-	500	750	420	-
238-5-2204-9901 TRANSFERS OUT	-	-	-	-	-	-
TOTAL EXPENDITURES	-	-	500	750	420	-
Excess (Deficiency) of Revenues Over (Under) Expenditures	389	450	(48)	(228)	(119)	441
Projected Beginning Cash Balance 10/1/16					<u>\$ 1,880</u>	

HILL COUNTY, TEXAS
TECHNOLOGY FUND - JP, COUNTY & DISTRICT
ADOPTED BUDGET
October 1, 2016 through September 30, 2017

	FY 2013 ACTUAL	FY 2014 ACTUAL	FY 2015 ACTUAL	FY 2016 ADOPTED	05/31/2016 Actual	FY 2017 ADOPTED
REVENUES						
246-340-400 Co Clerk Fees	-	-	-	-	-	-
246-340-700 Dist Clerk Fees	7,757	8,081	9,074	9,000	5,467	8,300
246-340-801 JP # 1 FEES	5,471	4,702	4,211	4,300	2,637	3,950
246-340-802 JP # 2 FEES	4,340	4,356	2,984	3,100	2,172	3,250
246-340-803 JP # 3 FEES	1,768	2,912	1,240	1,280	822	1,200
246-340-804 JP # 4 FEES	1,900	2,216	1,624	1,700	808	1,212
INTEREST	215	192	120	150	58	75
TRANSFERS IN	-	-	-	-	-	-
TOTAL REVENUES	21,451	22,459	19,253	19,530	11,964	17,987
EXPENDITURES						
246-5-2203-9901 TRANSFERS TO GEN FUND	28,000	30,000	20,000	22,000	-	20,000
246-5-2203-9111 TRANSFERS TO JP # 1	-	-	-	-	-	-
246-5-2203-9112 TRANSFERS TO JP # 2	-	-	-	-	-	-
246-5-2203-9113 TRANSFERS TO JP # 3	-	-	-	-	-	-
246-5-2203-9114 TRANSFERS TO JP # 4	-	-	-	-	-	-
TOTAL EXPENDITURES	28,000	30,000	20,000	22,000	-	20,000
Excess (Deficiency) of Revenues Over (Under)						
Expenditures	(6,549)	(7,541)	(747)	(2,470)	11,964	(2,013)
Projected Beginning Cash Balance 10/1/16					<u>\$ 12,970</u>	

**HILL COUNTY, TEXAS
COUNTY CLERK ARCHIVE
ADOPTED BUDGET
October 1, 2016 through September 30, 2017**

	FY 2013 ACTUAL	FY 2014 ACTUAL	FY 2015 ACTUAL	FY 2016 ADOPTED	05/31/2016 Actual	FY 2017 ADOPTED
REVENUES						
248-340-400 CO CLERK FEES	38,888	63,341	75,629	79,000	48,825	74,300
248-360-100 INTEREST	196	228	285	200	308	400
248-390-000 TRANSFERS IN	-	-	-	-	-	-
TOTAL REVENUES	39,084	63,569	75,914	79,200	49,133	74,700
EXPENDITURES						
248-5-1109-2305 CONTRACT SERVICES	50,000	33,028	33,024	34,000	22,016	34,000
248-5-1109-3110 MISCELLANEOUS	-	-	-	-	-	-
TOTAL EXPENDITURES	50,000	33,028	33,024	34,000	22,016	34,000
Excess (Deficiency) of Revenues Over (Under) Expenditures	(10,916)	30,541	42,890	45,200	27,117	40,700
Projected Beginning Cash Balance 10/1/16					<u>\$ 145,570</u>	

**HILL COUNTY, TEXAS
DISTRICT CLERK ARCHIVE
ADOPTED BUDGET
October 1, 2016 through September 30, 2017**

	FY 2013 ACTUAL	FY 2014 ACTUAL	FY 2015 ACTUAL	FY 2016 ADOPTED	05/31/2016 Actual	FY 2017 ADOPTED
REVENUES						
249-340-700 DIST. CLERK FEES	3,066	2,978	3,521	4,040	2,040	3,100
249-360-100 INTEREST	-	-				
249-390-000 TRANSFERS IN	-	-				
TOTAL REVENUES	3,066	2,978	3,521	4,040	2,040	3,100
EXPENDITURES						
249-5-2105-2305 CONTRACT SERVICES	2,000	2,000	2,000	4,000	4,000	4,000
249-5-2105-3110 MISCELLANEOUS	-	-		-	-	-
TOTAL EXPENDITURES	2,000	2,000	2,000	4,000	4,000	4,000
Excess (Deficiency) of Revenues Over (Under) Expenditures	1,066	978	1,521	40	(1,960)	(900)
Projected Beginning Cash Balance 10/1/16					<u>\$ 5,669</u>	

HILL COUNTY, TEXAS
HILL COUNTY TOURISM
ADOPTED BUDGET
October 1, 2016 through September 30, 2017

	FY 2013 ACTUAL	FY 2014 ACTUAL	FY 2015 ACTUAL	FY 2016 ADOPTED	05/31/2016 Actual	FY 2017 ADOPTED
REVENUES						
254-319-100 HOTEL/MOTEL TAX	44,386	27,068	42,604	26,000	28,405	35,000
254-360-100 INTEREST	-	639	594	-	360	450
254-390-000 TRANSFERS IN	-	-	-	-	-	-
TOTAL REVENUES	44,386	27,707	43,198	26,000	28,765	35,450
EXPENDITURES						
254-5-5303-2301 DUES & MEMBERSHIPS	2,003	1,313	1,356	2,200	-	2,200
254-5-5303-3110 MISCELLANEOUS	-	720	-	-	144	-
254-5-5303-7201 PAYMENTS TO AGENCIES	36,874	16,385	14,925	25,000	12,140	110,000
TOTAL EXPENDITURES	38,877	18,418	16,281	27,200	12,284	112,200
Excess (Deficiency) of Revenues Over (Under) Expenditures	5,509	9,289	26,917	(1,200)	16,481	(76,750)
Projected Beginning Cash Balance 10/1/16					<u>\$ 142,845</u>	

Included in Gen Fund prior to 2013

**HILL COUNTY, TEXAS
COURTHOUSE SECURITY FUND
ADOPTED BUDGET
October 1, 2016 through September 30, 2017**

	FY 2013 ACTUAL	FY 2014 ACTUAL	FY 2015 ACTUAL	FY 2016 ADOPTED	05/31/2016 Actual	FY 2017 ADOPTED
REVENUES						
255-340-400 Co Clerk Fees	8,206	7,579	7,904	9,200	5,176	7,800
255-340-700 Dist Clerk Fees	5,179	5,280	5,558	5,400	3,189	4,850
255-340-800 JP Fees	10,182	10,693	7,592	7,700	4,651	7,000
255-340-901 JP # 1 Specific	1,298	1,130	1,021	1,000	644	960
255-340-902 JP # 2 Specific	1,074	1,072	738	700	540	810
255-340-903 JP # 3 Specific	423	717	309	250	137	200
255-340-904 JP # 4 Specific	459	534	391	400	191	280
255-360-100 INTEREST	348	303	160	130	88	130
255-390-000 TRANSFERS IN	-	-	-	-	-	-
TOTAL REVENUES	27,169	27,308	23,673	24,780	14,616	22,030
EXPENDITURES						
255-5-2101-9901 Transfers to General	40,000	46,000	20,000	25,000	-	25,000
TOTAL EXPENDITURES	40,000	46,000	20,000	25,000	-	25,000
Excess (Deficiency) of Revenues Over (Under) Expenditures	(12,831)	(18,692)	3,673	(220)	14,616	(2,970)
Projected Beginning Cash Balance 10/1/16					<u>\$ 20,731</u>	

HILL COUNTY, TEXAS
ELECTION - MACHINE LEASE FUND
ADOPTED BUDGET
October 1, 2016 through September 30, 2017

	FY 2013 ACTUAL	FY 2014 ACTUAL	FY 2015 ACTUAL	FY 2016 ADOPTED	05/31/2016 Actual	FY 2017 ADOPTED
REVENUES						
265-360-100 INTEREST	219	178	110	-	45	-
265-370-100 ELECTION - MACHINE RENTALS	4,300	6,100	341	4,000	-	-
265-390-000 TRANSFERS IN	-	-	-	-	-	-
TOTAL REVENUES	4,519	6,278	451	4,000	45	-
EXPENDITURES						
265-5-1501-2303 BONDS & INSURANCE	-	-	-	-	-	-
265-5-1501-3101 OFFICE SUPPLIES	-	-	-	-	-	-
265-5-1501-3103 MACHINE & EQUIP MAINTENANC	3,851	14,977	13,094	13,500	13,094	-
265-5-1501-3110 MISCELLANEOUS	-	-	-	-	-	-
265-5-1501-4101 CAPITAL OUTLAY	-	-	-	-	-	-
TOTAL EXPENDITURES	3,851	14,977	13,094	13,500	13,094	-
Excess (Deficiency) of Revenues Over (Under) Expenditures	668	(8,699)	(12,643)	(9,500)	(13,049)	-
Projected Beginning Cash Balance 10/1/16					<u>\$ 2,607</u>	

HILL COUNTY - TAX RATE 2016-2017 08.23.16 Effective Rate

DIVISION OF TAXES
ADOPTED BUDGET-DRAFT

	Current	Delinq	Ad Valorem Tax if 100% Collected	Adjusted Ad Valorem Taxes	Sales Tax	Total	Effective Rate
General	8,134,545	295,035	84.00%	8,429,580	1,432,200	9,861,780	84.00%
R & B	774,719	28,099	8.00%	802,817	136,400	939,217	8.00%
Ind/Health	774,719	28,099	8.00%	802,817	136,400	939,217	8.00%
Int & Sinking - Allowed for:		10,035,214	100.00%	10,035,214	1,705,000	11,740,214	100.00%
		\$ 70,000	541,265	541,265			
			New				
			Const				
Total General Tax	0.477847	9,306,675	@ 100.00%	9,306,675	19,476,266.45	Includes New Construction	
		1,269,804	10,576,479	1,269,804	<<(Per TAC)	Freeze Values*05Rate	
F/M Lateral	0.075952	1,470,437	208,251	1,470,437	19,360,079.44	Includes New Construction	TAC M&O
		208,251	208,251	208,251	<<(Per TAC)	Freeze Values*05Rate	TAC I & S
TOTAL REVENUES	0.553799	\$12,255,167	\$12,255,167	\$12,255,167		Freeze at 100%	73,850.26
NET EXPECTED TAX REVENUE		\$12,255,167	\$12,255,167	\$12,255,167		Rounded	73850
No Adj for Collections due to Prior Year Collections							
NET EXPECTED TAX REVENUE							
Division	Current	Delinq	R & B	Ad Valorem	Sales Tax	F/M	0.9650
Road & Bridge	Percentage					Lateral Tax	0.0350
Pct # 1	24.45%	0.9650	0.0350	\$802,817	\$136,400	\$1,678,688	\$1,619,934
Pct # 2	24.30%	\$189,419	6,870	196,289	33,350	410,439	\$396,074
Pct # 3	27.75%	\$188,257	6,828	195,085	33,145	407,921	\$393,644
Pct # 4	23.50%	\$214,984	7,797	222,782	37,851	465,836	\$449,532
	100.00%	\$182,059	6,603	188,662	32,054	394,492	\$380,684
		\$774,719	\$28,099	\$802,817	\$136,400	\$1,678,688	\$1,619,934
(1) & (2) represent certified values adding rolling stock & properties under protest -							

HILL COUNTY - TAX RATE 2016-2017
 DIVISION OF TAXES
 ADOPTED BUDGET-DRAFT

Ad Valorem
 Tax If 100%
 Collected

Adjusted Ad
 Valorem Taxes

Sales Tax

503
 Total
 502

08.23.16

Effective Rate

	Road & Bridge & Gen Fund	Road & Bridge Only	Flood Control	In Lieu of Tax	Auto Regis \$10 Fee	Registration		
General Fund	84.00%							
General Road & Bridge				81,003				
Pct # 1	3.91%	24.45%	1,100	3,772	88,020	88,020		
Pct # 2	3.89%	24.30%	1,094	3,751	87,480	87,480		
Pct # 3	4.44%	27.75%	1,249	4,282	99,900	99,900		
Pct # 4	3.76%	23.50%	1,058	3,626	84,600	84,600		
	100.00%	100.00%	4,500	96,434	360,000	360,000		
Sec of Interior				96,000.00				
LB Foster				432.00				
Hubbard				96,432.00				

HILL COUNTY TAX RATE 2016-2017
 DIVISION OF TAXES
 ADOPTED BUDGET-DRAFT

Ad Valorem
 Tax If 100%
 Collected

Adjusted Ad
 Valorem Taxes

Sales Tax

08.23.16
 Total

Effective Rate

	Current	TAC Comm	Delinquent	TAC Comm	P & I	TAC Comm	Net P & I		
Recap to Budget		0.02				0.05			
General	8,134,545	(162,691)	295,035	(14,752)	177,021	(8,851)	8,188		
Indigent Health	774,719	(15,494)	28,099	(1,405)	16,859	(843)	8,138		
R & Bridge	774,719	(15,494)	28,099	(1,405)	16,859	(843)	8,138		
	9,683,982	(193,680)	351,233	(17,562)	210,740	(10,537)	7,870		
Gen - Net of Comm		7,956,360		278,879		167,327	33,490		
Indigent Health - No Comm		774,719		28,099		16,859			
RB # 1 - Comm- JE		185,630		6,527		3,916			
RB # 2 - Comm - JE		184,491		6,487		3,892			
RB # 3 - Comm - JE		210,685		7,407		4,444			
RB # 4 - Comm - JE		178,418		6,273		3,764			
Total M & O		9,490,302		333,671		200,203			
I & S	Current	522,321	Net Curr	511,874	Delinquent	18,944	(947)	11,367	(568)
Lateral Road	Current	0.005	Delinquent						
P1	396,074	(1,980)	14,365	(718)	8,619	(431)	8,188		
P2	393,644	(1,968)	14,277	(714)	8,566	(428)	8,138		
P3	449,532	(2,248)	16,304	(815)	9,783	(489)	9,293		
P4	380,684	(1,903)	13,807	(690)	8,284	(414)	7,870		
Total	1,619,934	(8,100)	58,754	(2,938)	35,252	(1,763)	33,490		
Total TAC Commission						(246,540)			



Marchel M. Eubank
TAX ASSESSOR/COLLECTOR

VEHICLE INVENTORY TAX P&I FUND
2016-2017 BUDGET

2016-2017

ESTIMATED EXPENDITURES:

COMPUTER EQUIPMENT/SOFTWARE/PROGRAMMING	\$	2,500.00
EMPLOYEE COMPENSATION/VIT MANAGEMENT	\$	-
EDUCATION/TRAINING/SEMINARS/CONFERENCES	\$	500.00
OFFICE SUPPLIES/FURNITURE/FIXTURES	\$	1,000.00
MISCELLANEOUS	\$	500.00
TOTAL EXPENDITURE	\$	4,500.00

2015-2016

ESTIMATED EXPENDITURES:

COMPUTER EQUIPMENT/SOFTWARE/PROGRAMMING	\$	2,500.00
EMPLOYEE COMPENSATION/VIT MANAGEMENT	\$	-
EDUCATION/TRAINING/SEMINARS/CONFERENCES	\$	500.00
OFFICE SUPPLIES/FURNITURE/FIXTURES	\$	1,000.00
MISCELLANEOUS	\$	500.00
TOTAL EXPENDITURE	\$	4,500.00

I hereby certify that this is the Vehicle Inventory Tax Penalty and Interest Fund Budget for fiscal year 2017 as submitted to the Hill County Auditor.

Marchel Eubank
MARCHEL M. EUBANK
TAX ASSESSOR/COLLECTOR

8/8/2016
DATE

