

2015-7666



FILED  
NICOLE TANNER, COUNTY CLERK  
HILL COUNTY, TEXAS

2015 SEP 15 AM 10:16

Hill County, Texas  
ADOPTED BUDGET  
FISCAL YEAR

October 1, 2015 – September 30, 2016

THIS BUDGET WILL RAISE MORE REVENUE FROM PROPERTY TAXES THAN LAST YEAR'S BUDGET BY AN AMOUNT OF \$978,833.25, WHICH IS AN 8.21% INCREASE FROM LAST YEAR'S BUDGET. THE PROPERTY TAX REVENUE TO BE RAISED FROM NEW PROPERTY ADDED TO THE TAX ROLL THIS YEAR IS \$141,622.09.

The Hill County Commissioners Court recorded the following vote of its members on the motion to adopt the fiscal year 2015 Hill County Budget:

|                                    |   |                              |                                  |                                 |
|------------------------------------|---|------------------------------|----------------------------------|---------------------------------|
| Justin Lewis, County Judge         | Voting: <input checked="" type="checkbox"/> Aye | <input type="checkbox"/> Nay | <input type="checkbox"/> Abstain | <input type="checkbox"/> Absent |
| Danny Bodeker, Commissioner Pct#1  | Voting: <input checked="" type="checkbox"/> Aye | <input type="checkbox"/> Nay | <input type="checkbox"/> Abstain | <input type="checkbox"/> Absent |
| Larry Crumpton, Commissioner Pct#2 | Voting: <input checked="" type="checkbox"/> Aye | <input type="checkbox"/> Nay | <input type="checkbox"/> Abstain | <input type="checkbox"/> Absent |
| Larry Wright, Commissioner Pct#3   | Voting: <input checked="" type="checkbox"/> Aye | <input type="checkbox"/> Nay | <input type="checkbox"/> Abstain | <input type="checkbox"/> Absent |
| Harley Davis, Commissioner Pct#4   | Voting: <input checked="" type="checkbox"/> Aye | <input type="checkbox"/> Nay | <input type="checkbox"/> Abstain | <input type="checkbox"/> Absent |

**Property Tax Rates:**

| <u>2014 Property Tax Rates for Hill County</u> | Total Rate      | General Fund | Road & Bridge |
|--|-----------------|--------------|---------------|
| Total Adopted Property Tax Rate                | 0.529977 /\$100 | 0.456374     | 0.073603      |
| Effective Tax Rate                             | 0.529977 /\$100 | 0.456374     | 0.073603      |
| Effective M&O Tax Rate                         | 0.501197 /\$100 | 0.427594     | 0.073603      |
| Rollback Tax Rate                              | 0.576473 /\$100 | 0.496982     | 0.079491      |
| Debt (I&S) Tax Rate                            | 0.028780 /\$100 | 0.028780     | 0.000000      |
| Total County Debt Obligation                   | \$5,450,000.00  |              |               |

| <u>2015 Property Tax Rates for Hill County</u> | Total Rate      | General Fund | Road & Bridge |
|--|-----------------|--------------|---------------|
| Total Adopted Property Tax Rate                | 0.556690 /\$100 | 0.480300     | 0.076390      |
| Effective Tax Rate                             | 0.509739 /\$100 | 0.438990     | 0.070749      |
| Effective M&O Tax Rate                         | 0.481582 /\$100 | 0.410833     | 0.070749      |
| Rollback Tax Rate                              | 0.556704 /\$100 | 0.480305     | 0.076399      |
| Debt (I&S) Tax Rate                            | 0.028157 /\$100 | 0.028157     | 0.000000      |
| Total County Debt Obligation                   | \$5,010,000.00  |              |               |

2015-7666

FILED  
NICOLE TANNER, COUNTY CLERK  
HILL COUNTY, TEXAS

2015 SEP 15 AM 10:17



**HILL COUNTY, TEXAS**

**ADOPTED  
BUDGET**

FISCAL YEAR  
October 1, 2015 - September 30, 2016

**Justin W. Lewis  
COUNTY JUDGE**

**Susan Swilling  
AUDITOR**

**COMMISSIONERS:**

Precinct # 1 .....Danny Bodeker  
Precinct # 2 .....Lary Crumpton  
Precinct # 3 .....Larry Wright  
Precinct # 4 .....Harley Davis

2015-7666


**BUDGET CERTIFICATE**

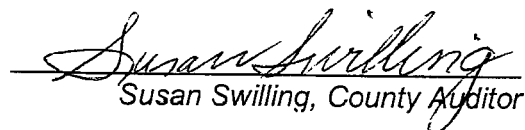
THE STATE OF TEXAS

COUNTY OF HILL


FISCAL YEAR OCTOBER 1, 2015 THROUGH SEPTEMBER 30, 2016

We, Justin Lewis, County Judge, and Susan Swilling, County Auditor of Hill County, Texas, do hereby certify that the attached budget is a true and correct copy of the Adopted Budget of Hill County, Texas as passed and approved by the Commissioners' Court of said county on the 15th day of September, 2015, as the same appears on file in the office of the County Clerk of Hill County.

  
Justin Lewis, County Judge

  
Susan Swilling, County Auditor

Subscribed and sworn to before me, the undersigned authority, this the 15th day of September, 2015.

  
County Clerk  
Hill County, Texas

2015-7666  
**TABLE OF CONTENTS**

|                                  | <u>Page<br/>Reference</u> |
|----------------------------------|---------------------------|
| Cover Page                       | 1                         |
| Budget Certificate               | 2                         |
| Table of Contents                | 3-4                       |
| Budget Recapitulation            | 5                         |
| Statistical Data                 | 6                         |
| <b>REVENUES</b>                  |                           |
| General Fund                     | 7-8                       |
| General Road & Bridge Revenue    | 9-10                      |
| FM Lateral General               | 11                        |
| Indigent Health                  | 11                        |
| Law Library                      | 11                        |
| Jury Fund                        | 11                        |
| Interest & Sinking               | 12                        |
| <b>EXPENDITURES</b>              |                           |
| <b>GENERAL FUND</b>              |                           |
| County Judge                     | 13                        |
| Non-Departmental                 | 14                        |
| Computer                         | 15                        |
| County Clerk                     | 16                        |
| Commissioner Pct # 1             | 17                        |
| Commissioner Pct # 2             | 18                        |
| Commissioner Pct # 3             | 19                        |
| Commissioner Pct # 4             | 20                        |
| County Auditor                   | 21                        |
| County Treasurer                 | 22                        |
| Tax Assessor/Collector           | 23                        |
| Courthouse                       | 24                        |
| Elections Administration         | 25                        |
| District Judge                   | 26                        |
| County Court-at-Law              | 27                        |
| District Clerk                   | 28                        |
| District Attorney                | 29                        |
| County Attorney                  | 30                        |
| County Attorney Excess           | 31                        |
| Justice of Peace # 1             | 32                        |
| Justice of Peace # 2             | 33                        |
| Justice of Peace # 3             | 34                        |
| Justice of Peace # 4             | 35                        |
| Constable # 1                    | 36                        |
| Constable # 2                    | 37                        |
| Constable # 3                    | 38                        |
| Constable # 4                    | 39                        |
| CH Security (Bailiffs)           | 40                        |
| Sheriff's Dept - Law Enforcement | 41                        |
| Health & Safety Enforcement      | 42                        |
| 911-Dispatch                     | 43                        |
| Jail                             | 44                        |
| Animal Control/Estray            | 45                        |
| Emergency Management             | 46                        |

2015-76do  
**TABLE OF CONTENTS**

|   | <u>Page<br/>Reference</u> |
|---|---------------------------|
| Public Assistance -----                 | 47                        |
| Veterans Service Officer -----          | 48                        |
| Tourism -----                           | 49                        |
| AG Extension Service -----              | 50                        |
| <br>                                    |                           |
| GENERAL ROAD & BRIDGE -----             | 51                        |
| PUBLIC WORKS -----                      | 52                        |
| ROAD ENGINEER -----                     | 53                        |
| ROAD & BRIDGE # 1 -----                 | 54                        |
| ROAD & BRIDGE # 2 -----                 | 55                        |
| ROAD & BRIDGE # 3 -----                 | 56                        |
| ROAD & BRIDGE # 4 -----                 | 57                        |
| F/M LATERAL GENERAL -----               | 58                        |
| F/M LATERAL # 1 -----                   | 59                        |
| F/M LATERAL # 2 -----                   | 60                        |
| F/M LATERAL # 3 -----                   | 61                        |
| F/M LATERAL # 4 -----                   | 62                        |
| <br>                                    |                           |
| INDIGENT HEALTH CARE -----              | 63                        |
| <br>                                    |                           |
| LAW LIBRARY -----                       | 64                        |
| <br>                                    |                           |
| JURY FUND -----                         | 65                        |
| <br>                                    |                           |
| INTEREST & SINKING FUND -----           | 66                        |
| <br>                                    |                           |
| <b>SPECIAL BUDGETS</b>                  |                           |
| CO CLERK RECORDS -----                  | 67                        |
| <br>                                    |                           |
| RECORDS MANAGEMENT & PRESERVATION ----- | 68                        |
| <br>                                    |                           |
| SHERIFF STATE INVESTIGATIVE FUND -----  | 69                        |
| <br>                                    |                           |
| DA FORFEITURE -----                     | 70                        |
| <br>                                    |                           |
| PROBATE EDUCATION -----                 | 71                        |
| <br>                                    |                           |
| TECHNOLOGY FUND -----                   | 72                        |
| <br>                                    |                           |
| COUNTY CLERK ARCHIVE -----              | 73                        |
| <br>                                    |                           |
| DISTRICT CLERK ARCHIVE -----            | 74                        |
| <br>                                    |                           |
| TOURISM -----                           | 75                        |
| <br>                                    |                           |
| COURTHOUSE SECURITY FUND -----          | 76                        |
| <br>                                    |                           |
| ELECTION - MACHINE LEASE FUND -----     | 77                        |

2015-7666

09/15/2015

HILL COUNTY, TEXAS  
 BUDGET RECAPITULATION OF ADOPTED BUDGET  
 FOR FISCAL YEAR OCTOBER 1, 2015 THROUGH SEPTEMBER 30, 2016  
 ADOPTED BUDGET

|                 | BEGINNING<br>BALANCE | REVENUES             | TOTAL<br>RESOURCES   | EXPENDITURES         | ENDING<br>BALANCE   |
|-----------------|----------------------|----------------------|----------------------|----------------------|---------------------|
| GENERAL         | \$ 3,400,000         | 12,358,089           | \$ 15,758,089        | \$ 12,224,198        | \$ 3,533,891        |
| GENERAL R & B   | \$ 250,000           | 118,051              | \$ 368,051           | \$ 302,382           | \$ 65,669           |
| R&B #1          | \$ 61,656            | 501,334              | \$ 562,990           | \$ 547,861           | \$ 15,129           |
| R&B #2          | \$ 210,000           | 499,071              | \$ 709,071           | \$ 671,445           | \$ 37,626           |
| R&B #3          | \$ 485,337           | 572,297              | \$ 1,057,634         | \$ 738,333           | \$ 319,301          |
| R&B #4          | \$ 627,310           | 484,415              | \$ 1,111,725         | \$ 1,050,988         | \$ 60,737           |
| F/M Lat. -#1    | \$ 81,000            | 404,775              | \$ 485,775           | \$ 485,356           | \$ 419              |
| F/M Lat. -#2    | \$ 203,000           | 402,291              | \$ 605,291           | \$ 589,965           | \$ 15,326           |
| F/M Lat. -#3    | \$ 294,000           | 459,407              | \$ 753,407           | \$ 500,000           | \$ 253,407          |
| F/M Lat. -#4    | \$ 379,000           | 389,047              | \$ 768,047           | \$ 612,000           | \$ 156,047          |
| Indigent Health | \$ 60,000            | 913,191              | \$ 973,191           | \$ 924,884           | \$ 48,307           |
| Law Library     | \$ 13,000            | 26,150               | \$ 39,150            | \$ 30,000            | \$ 9,150            |
| Jury            | \$ 30,000            | 578,675              | \$ 608,675           | \$ 523,550           | \$ 85,125           |
| Int. & Sinking  | \$ 100,000           | 530,637              | \$ 630,637           | \$ 614,319           | \$ 16,318           |
| Rounding        | \$ -                 | (0)                  | \$ (0)               | \$ 0                 | \$ (1)              |
| <b>Total</b>    | <b>\$ 6,194,303</b>  | <b>\$ 18,237,430</b> | <b>\$ 24,431,733</b> | <b>\$ 19,815,281</b> | <b>\$ 4,616,452</b> |

2015-7666

STATISTICAL DATA

In presenting this budget to the Commissioner's Court of Hill County, Texas the following statistics are set out:

VALUATIONS

ESTIMATED NET TAXABLE VALUATIONS:- 2015

|            |                            |               |               |
|------------|----------------------------|---------------|---------------|
| General    | Including New Construction | 2,213,512,106 | 2,213,512,106 |
| FM Lateral | Including New Construction | 2,201,750,316 | 2,201,750,316 |

2015 Tax Rates & Computation of Ad Valorem Revenue

The county levy per \$100.00 valuation in this budget is as follows:

|              |   |                 |              |
|--------------|---|-----------------|--------------|
| <b>2015</b>  | 0.480300 (1,891,961,165/100 X .480300 + 1,198,663 = \$10,285,752) | General Tax     | <b>2014</b>  |
| <b>TAX</b>   | 0.07639 (1,880,245,906/100 X .076390 + 197,351 = \$ 1,633,671)    | F/M Lateral Tax | <b>TAX</b>   |
| <b>RATES</b> | 0.55669 -----   | Total Tax Levy  | <b>RATES</b> |
|              |   | \$11,138,210    |              |

|                      |                                       |           |
|----------------------|---------------------------------------|-----------|
| 2015 General         | Anticipated Taxes from Ceiling Freeze | 1,198,663 |
| 2015 F/M Lateral Tax | Anticipated Taxes from Ceiling Freeze | 197,351   |

|  | F/M Lateral        | County              | Total               |
|--|--------------------|---------------------|---------------------|
| Gross Ad Valorem Revenue from 2015 taxes:                        | 1,633,671          | 10,285,752          | 11,919,423          |
| Less 3.5% for Delinquent Accounts                                | (57,178)           | (360,001)           | (417,180)           |
| <b>Net of 2014 Delinquent Tax Revenue</b>                        | <b>1,576,493</b>   | <b>9,925,751</b>    | <b>11,502,243</b>   |
| Anticipated Delinquent Collections during 2016                   | 57,178             | 360,001             | 417,180             |
| <b>2014-2015 Total Ad Valorem Revenue - Gross of Commissions</b> | <b>\$1,633,671</b> | <b>\$10,285,752</b> | <b>\$11,919,423</b> |

| GENERAL DEBT OBLIGATIONS                         | Limited                   |                    |
|--|---------------------------|--------------------|
|  | Tax Refunding Series 2010 | Total Obligations  |
| Beginning Balance October 1, 2015                | \$5,010,000               | \$5,010,000        |
| Payments during this budget year:                |                           |                    |
| Principal  | 455,000                   | 455,000            |
| Interest   | 159,319                   | 159,319            |
| Service  | 0                         | 0                  |
| Total Payments:                                  | 614,319                   | 614,319            |
| <b>Total Debt Outstanding September 30, 2016</b> | <b>\$4,555,000</b>        | <b>\$4,555,000</b> |

2015-7666  
 REVENUE PROJECTIONS BY FUND  
 ADOPTED BUDGET  
 2015-2016

|   | FY 2012   | FY 2013   | FY 2014   | FY 2015   | 05/31/2015 | FY 2016   |
|---|-----------|-----------|-----------|-----------|------------|-----------|
|   | ACTUAL    | ACTUAL    | ACTUAL    | ADOPTED   | ACTUAL     | ADOPTED   |
| Account.....100                                 |           |           |           |           |            |           |
| 310-115 AD VALOREM TAX                          | 5,696,891 | 6,338,164 | 6,754,045 | 7,288,389 | 7,081,439  | 7,750,155 |
| 310-116 AD VALOREM TAX (Delinquent)             | 185,924   | 179,768   | 190,368   | 255,493   | 162,671    | 272,488   |
| 310-117 AD VALOREM TAX (Penalty & Interest)     | 127,510   | 139,674   | 148,141   | 153,296   | 91,696     | 163,493   |
| 310-200 IN LIEU OF TAX                          | 83,673    | 82,518    | 104,671   | 81,849    | 331        | 81,003    |
| 318-130 CO. SALES TAX                           | 1,303,292 | 1,272,814 | 1,296,492 | 1,322,400 | 926,283    | 1,345,680 |
| 319-100 HOTEL/MOTEL TAX-see Fund 254            | 68,003    | -         | -         | -         | -          | -         |
| 320-100 MIXED DRINK TAX                         | 22,485    | 22,061    | 26,186    | 28,000    | 22,461     | 30,200    |
| 330-201 911 MAINT.                              | 26,434    | 22,619    | 32,828    | 34,500    | 28,715     | 34,500    |
| 330-700 FLOOD CONTROL                           | -         | -         | 3,395     | -         | -          | -         |
| 333-303 GRANT REIMB. REVENUE                    | 403,677   | 97,314    | 102,155   | -         | 35,836     | -         |
| 340-100 CO. JUDGE FEES                          | 2,574     | 832       | 888       | 890       | 576        | 900       |
| 340-200 SHERIFF FEES                            | 75,447    | 44,898    | 42,292    | 45,000    | 27,761     | 42,500    |
| 340-201 SCAAP/SWBPI PROGRAM                     | 11,007    | 5,010     | 8,136     | 9,500     | -          | 8,000     |
| 340-202 CONTRACT INMATES                        | 92,050    | 92,295    | 157,745   | 150,000   | 110,600    | 55,000    |
| 340-300 CO. ATTORNEY FEES                       | 12,704    | 11,477    | 11,937    | 14,250    | 6,667      | 7,500     |
| 340-400 CO. CLERK FEES                          | 207,454   | 215,984   | 196,296   | 204,500   | 140,660    | 237,000   |
| 340-401 PLAT FEES                               | 1,253     | 200       | 500       | 500       | 1,150      | 500       |
| 340-402 COUNTY CLERCK ARCHIVE FEE               | -         | -         | -         | -         | -          | -         |
| 340-403 VITAL STATISTICS FEE                    | 1,402     | 1,443     | 1,421     | 1,390     | 924        | 1,400     |
| 340-404 CG E-FILING COST RECOVERY               | -         | -         | 27        | -         | 82         | 100       |
| 340-500 TAX OFFICE COMMISSIONS                  | 463,675   | 511,816   | 517,657   | 511,000   | 500,843    | 570,000   |
| 340-501 TAX OFFICE BPP PENALTY                  | 2,902     | 1,315     | 1,190     | 800       | -          | 800       |
| 340-600 DISTRICT ATTORNEY FEES                  | 66        | 58        | 50        | 50        | 16         | 40        |
| 340-700 DISTRICT CLERK FEES                     | 202,843   | 160,271   | 179,985   | 200,000   | 155,445    | 212,000   |
| 340-701 COURT REPORTER SERVICE FUND             | -         | -         | 7,380     | 8,100     | 5,850      | 7,800     |
| 340-702 CO CHILD ABUSE PREVENTION FUND          | -         | -         | 20        | -         | 25         | 25        |
| 340-704 DC E-FILING COST RECOVERY               | -         | -         | 196       | -         | 891        | 1,000     |
| 340-801 JUSTICE OF THE PEACE Hillsboro-FEES     | 38,828    | 29,089    | 24,472    | 27,300    | 13,985     | 19,500    |
| 340-802 JUSTICE OF THE PEACE Itasca FEES        | 21,892    | 19,894    | 23,053    | 23,200    | 12,147     | 18,000    |
| 340-803 JUSTICE OF THE PEACE Hubbard FEES       | 14,813    | 12,365    | 21,255    | 22,850    | 7,315      | 11,150    |
| 340-804 JUSTICE OF THE PEACE Whitney FEES       | 14,726    | 10,917    | 15,454    | 13,100    | 7,087      | 11,500    |
| 340-805 JUDICIAL EFFICIENCY JP Hillsboro        | 762       | 521       | 375       | 430       | 223        | 310       |
| 340-806 JUDICIAL EFFICIENCY JP Itasca           | 15        | 269       | 444       | 435       | 275        | 365       |
| 340-807 JUDICIAL EFFICIENCY JP Hubbard          | 158       | 225       | 239       | 235       | 178        | 230       |
| 340-808 JUDICIAL EFFICIENCY JP Whitney          | 430       | 313       | 440       | 450       | 275        | 365       |
| 340-810 JUDICIAL EFFICIENCY -DC                 | 883       | 892       | 859       | 1,005     | 509        | 731       |
| 340-901 CONSTABLE #Hillsboro FEES               | 14,711    | 14,219    | 13,890    | 14,800    | 7,290      | 11,500    |
| 340-902 CONSTABLE #Itasca FEES                  | 4,150     | 8,635     | 9,085     | 7,600     | 5,360      | 8,800     |
| 340-903 CONSTABLE #Hubbard FEES                 | 8,555     | 7,965     | 12,165    | 9,350     | 7,597      | 12,000    |
| 340-904 CONSTABLE #Whitney FEES                 | 8,987     | 7,895     | 7,810     | 6,400     | 4,948      | 6,400     |
| 342-401 J.P. #Hillsboro STATE ARREST FEES (80%) | 7,602     | 5,583     | 4,719     | 4,550     | 2,960      | 4,257     |
| 342-402 J.P. #Itasca STATE ARREST FEES (80%)    | 4,404     | 4,340     | 4,356     | 4,600     | 2,070      | 3,042     |
| 342-403 J.P. #Hubbard STATE ARREST FEES (80%)   | 2,032     | 1,768     | 2,908     | 3,300     | 840        | 1,326     |
| 342-404 J.P. #Whitney STATE ARREST FEES (80%)   | 2,604     | 1,896     | 2,140     | 2,180     | 984        | 1,596     |
| 342-405 DIST. CLERK STATE ARREST FEES (80%)     | 31,531    | 29,728    | 28,255    | 33,500    | 19,852     | 26,990    |
| 344-000 WASTE MANAGEMENT FEE                    | 57,343    | 71,473    | 53,943    | 57,000    | 45,220     | 65,000    |
| 344-100 OSSF FFFS                               | 27,163    | 30,350    | 35,600    | 31,500    | 23,463     | 30,000    |
| 349-000 FISCAL SERVICE ADULT PROBATION          | 2,281     | 2,696     | 2,961     | 3,200     | -          | 3,200     |
| 350-101 JUSTICE OF THE PEACE #Hillsboro FINES   | 29,070    | 48,421    | 46,367    | 42,800    | 32,837     | 48,000    |
| 350-102 JUSTICE OF THE PEACE #Itasca FINES      | 19,179    | 37,452    | 41,952    | 41,375    | 20,674     | 31,128    |
| 350-103 JUSTICE OF THE PEACE #Hubbard FINES     | 7,833     | 16,314    | 29,541    | 37,225    | 9,109      | 15,012    |
| 350-104 JUSTICE OF THE PEACE #Whitney FINES     | 12,404    | 16,753    | 20,062    | 17,370    | 11,379     | 17,591    |
| 360-100 INTEREST                                | 63,974    | 46,503    | 40,787    | 35,000    | 23,667     | 32,000    |
| 364-100 SALE OF FIXED ASSETS                    | 8,956     | 44,450    | 14,664    | -         | 5,243      | -         |
| 365-200 CONTRIBUTIONS                           | -         | -         | -         | -         | -          | -         |
| 366-101 CO. JUDGE STATE SAL. SUPPLEMENT         | 15,768    | 10,000    | 21,069    | 15,000    | 8,464      | 25,200    |
| 366-102 CO. ATTORNEY SAL. SUPPLEMENT            | 62,500    | -         | 140,000   | 70,000    | -          | 70,000    |
| 366-104 CO. COURT-AT-LAW SUPPLEMENT             | 75,000    | 75,000    | 84,000    | 84,000    | 63,000     | 84,000    |
| 366-105 DA STATE PROSECUTORS OFFSET             | -         | -         | -         | -         | -          | 4,199     |
| 366-106 DA-ASST ATTY SUPPLEMENT                 | 3,300     | 3,180     | 2,640     | 2,880     | 2,160      | 3,120     |
| 368-100 MISCELLANEOUS                           | 189,224   | 107,866   | 78,041    | 14,400    | 38,249     | 14,400    |
| 368-101 COMMISSION FROM VENDORS                 | 45,582    | 15,703    | 21,084    | 18,000    | 11,248     | 18,000    |
| 368-102 COMMISSION FROM STATE                   | -         | 28,876    | 29,743    | 30,000    | -          | 30,000    |
| 368-103 FUEL REIMBURSEMENTS                     | 6,986     | 7,798     | 13,417    | 14,000    | 8,227      | 14,000    |
| 368-104 ELECTION REVENUES                       | 2,894     | 426       | 257       | 200       | 10         | 100       |
| 368-150 UNCLAIMED REVENUES                      | -         | -         | -         | 250,000   | -          | 250,000   |
| 368-200 TOBACCO SETTLEMENT                      | 19,127    | 16,594    | 15,367    | 15,300    | 21,690     | 18,000    |
| 370-100 RENTAL INCOME - BLDGS/TOWERS            | 5,473     | 5,590     | 5,160     | 8,300     | 5,335      | 5,000     |
| 370-301 CORPS OF ENGINEERS LAKE PATROL          | 49,344    | 48,265    | 47,737    | 49,000    | -          | 53,000    |
| 380-200 PROCEEDS FROM CAPITAL LEASE             | -         | 201,251   | 24,616    | -         | -          | -         |
| 390-000 TRANSFERS IN                            | 4,005     | 27        | -         | -         | -          | -         |
| 390-102 TRANSFER FROM EMPLOYEE HOSP.            | -         | -         | -         | -         | -          | 203,993   |
| 390-225 TRANSFER FROM IND. HEALTH CARE          | -         | 100,000   | 150,000   | 100,000   | -          | 100,000   |
| 390-246 TRANSFER FROM TECHNOLOGY FUND           | -         | 28,000    | 30,000    | 20,000    | -          | 22,000    |
| 390-250 TRANSFERS FROM CRIMINAL JUSTICE         | 249,999   | -         | -         | -         | -          | -         |



*2015-76de6*  
 REVENUE PROJECTIONS BY FUND  
 ADOPTED BUDGET  
 2015-2016

|   | FY 2012           | FY 2013           | FY 2014           | FY 2015           | 05/31/2015       | FY 2016           |
|---|-------------------|-------------------|-------------------|-------------------|------------------|-------------------|
|   | ACTUAL            | ACTUAL            | ACTUAL            | ADOPTED           | ACTUAL           | ADOPTED           |
| 390-252 TRANSFERS FROM HOT CHECK        |                   |                   | 10,000            | 10,000            | -                | 10,000            |
| 390-255 TRANSFER FROM CL HOUSE SECURITY | -                 | 40,000            | 46,000            | 20,000            | -                | 25,000            |
| 390-300 TRANSFERS FROM CT. HOUSE PROJEC | 209,114           | 51,471            | -                 | 200,000           | -                | 200,000           |
| <b>TOTAL GENERAL</b>                    | <b>10,334,868</b> | <b>10,420,500</b> | <b>10,960,928</b> | <b>11,671,742</b> | <b>9,724,792</b> | <b>12,358,089</b> |

**2015-7666**  
 REVENUE PROJECTIONS BY FUND  
 ADOPTED BUDGET  
 2015-2016

|   | FY 2012        | FY 2013        | FY 2014          | FY 2015          | 05/31/2015     | FY 2016        |
|---|----------------|----------------|------------------|------------------|----------------|----------------|
|   | ACTUAL         | ACTUAL         | ACTUAL           | ADOPTED          | ACTUAL         | ADOPTED        |
| Account..... 200                              |                |                |                  |                  |                |                |
| 310-115 AD VALOREM TAX                        | -              | -              | 644,344          | 419,660          | -              | -              |
| 310-116 AD VALOREM TAX (Delinquent)           | -              | -              | 19,706           | 14,755           | -              | -              |
| 310-117 AD VALOREM TAX (Penalty & Interest)   | -              | -              | 14,216           | 8,853            | -              | -              |
| 310-200 IN LIEU OF TAX                        | -              | -              | 73               | 15,592           | -              | -              |
| 318-130 CO. SALES TAX                         | -              | -              | 158,109          | 76,000           | -              | -              |
| 330-201 911 HOTCOG REIMBURSEMENT              | -              | 5,176          | -                | -                | -              | -              |
| 330-700 FLOOD CONTROL                         | -              | -              | 647              | -                | -              | -              |
| 333-301 FEMA/ GRANT REVENUE                   | -              | -              | 42,394           | -                | -              | -              |
| 339-100 LATERAL ROAD REFUND                   | -              | -              | 48,569           | 48,600           | -              | -              |
| 340-502 AUTO REGISTRATION                     | -              | -              | 370,889          | 416,000          | -              | -              |
| 340-503 AUTO REGISTRATION \$10.00 FEES        | -              | -              | 362,742          | 325,000          | -              | -              |
| 340-801 JP # Hillsboro COURT COSTS            | -              | -              | -                | -                | -              | 1,400          |
| 340-802 JP # Itasca COURT COSTS               | -              | -              | -                | -                | -              | 850            |
| 340-803 JP # Malone COURT COSTS               | -              | -              | -                | -                | -              | 450            |
| 340-804 JP # Whitney COURT COSTS              | -              | -              | -                | -                | -              | 120            |
| 344-100 OSSF FEES                             | -              | -              | -                | -                | -              | -              |
| 349-100 GROSS & AXLE WEIGHT FEES              | -              | -              | 126,575          | 126,000          | -              | -              |
| 350-101 JUSTICE OF THE PEACE #Hillsboro FINES | 87,210         | 48,421         | 46,367           | 42,800           | 32,836         | 48,000         |
| 350-102 JUSTICE OF THE PEACE #Itasca FINES    | 57,538         | 37,452         | 41,952           | 41,375           | 20,674         | 31,128         |
| 350-103 JUSTICE OF THE PEACE #Hubbard FINES   | 23,501         | 16,314         | 29,541           | 37,225           | 9,109          | 15,012         |
| 350-104 JUSTICE OF THE PEACE #Whitney FINES   | 37,211         | 16,753         | 20,062           | 17,370           | 11,379         | 17,591         |
| 360-100 INTEREST                              | -              | -              | 23,602           | 14,000           | 2,789          | 3,500          |
| 364-100 SALE OF FIXED ASSETS                  | -              | -              | 1,400            | -                | -              | -              |
| 364-200 SALE OF 911 SIGNAGE                   | -              | -              | -                | -                | -              | -              |
| 368-100 MISCELLANEOUS                         | -              | -              | 3,164            | -                | -              | -              |
| 390-245 TRANSFER FROM JP COURT COSTS          | -              | 24,000         | -                | 10,000           | -              | -              |
| <b>TOTAL GENERAL ROAD &amp; BRIDGE</b>        | <b>205,460</b> | <b>148,116</b> | <b>1,954,352</b> | <b>1,613,230</b> | <b>76,787</b>  | <b>118,051</b> |
| Account..... 201                              |                |                |                  |                  |                |                |
| 310-115 AD VALOREM TAX                        | 169,865        | 188,986        | -                | -                | 100,156        | 180,468        |
| 310-116 AD VALOREM TAX (Delinquent)           | 5,543          | 5,361          | -                | -                | 2,410          | 6,345          |
| 310-117 AD VALOREM TAX (Penalty & Interest)   | 3,802          | 4,165          | -                | -                | 1,328          | 3,807          |
| 310-200 IN LIEU OF TAX                        | 4,491          | 4,429          | -                | -                | 12             | 3,772          |
| 318-130 CO. SALES TAX                         | 38,860         | 37,952         | -                | -                | 14,263         | 31,335         |
| 330-201 911 HOTCOG REIMBURSEMENT              | -              | -              | -                | -                | -              | -              |
| 330-700 FLOOD CONTROL                         | -              | -              | -                | -                | -              | -              |
| 333-301 FEMA/ GRANT REVENUE                   | -              | 388,517        | -                | -                | -              | 1,100          |
| 339-100 LATERAL ROAD REFUND                   | 11,371         | 11,520         | -                | -                | 11,501         | 11,501         |
| 340-502 AUTO REGISTRATION                     | 96,567         | 101,939        | -                | -                | 88,081         | 88,020         |
| 340-503 AUTO REGISTRATION \$10.00 FEES        | 82,674         | 75,401         | -                | -                | 57,770         | 87,042         |
| 349-100 GROSS & AXLE WEIGHT FEES              | 25,056         | 28,086         | -                | -                | 37,544         | 37,544         |
| 360-100 INTEREST                              | 1,746          | 1,730          | -                | -                | 1,019          | 1,500          |
| 364-100 SALE OF FIXED ASSETS                  | 5,494          | 2,498          | -                | -                | -              | -              |
| 368-100 MISCELLANEOUS                         | -              | 3,365          | -                | -                | 8,585          | -              |
| 380-100 ISSUANCE OF TIME WARRANT              | -              | -              | -                | -                | -              | -              |
| 380-200 PROCEEDS FROM CAPITAL LEASE           | -              | -              | -                | -                | -              | -              |
| 390-000 TRANSFERS IN                          | -              | -              | -                | -                | 127,287        | -              |
| 390-450 TRANSFER FROM J.P. COURT COST         | -              | -              | -                | -                | -              | 48,900         |
| <b>TOTAL ROAD &amp; BRIDGE # 1</b>            | <b>445,469</b> | <b>853,947</b> | <b>-</b>         | <b>-</b>         | <b>449,956</b> | <b>501,334</b> |
| Account..... 202                              |                |                |                  |                  |                |                |
| 310-115 AD VALOREM TAX                        | 168,823        | 187,826        | -                | -                | 99,542         | 179,361        |
| 310-116 AD VALOREM TAX (Delinquent)           | 5,510          | 5,227          | -                | -                | 2,395          | 6,306          |
| 310-117 AD VALOREM TAX (Penalty & Interest)   | 3,779          | 4,139          | -                | -                | 1,320          | 3,784          |
| 310-200 IN LIEU OF TAX                        | 4,463          | 4,401          | -                | -                | 12             | 3,751          |
| 318-130 CO. SALES TAX                         | 38,622         | 37,719         | -                | -                | 14,175         | 31,143         |
| 330-201 911 HOTCOG REIMBURSEMENT              | -              | -              | -                | -                | -              | -              |
| 330-700 FLOOD CONTROL                         | -              | -              | -                | -                | -              | -              |
| 333-301 FEMA/ GRANT REVENUE                   | -              | 158,011        | -                | -                | -              | 1,094          |
| 339-100 LATERAL ROAD REFUND                   | 11,301         | 11,449         | -                | -                | 11,430         | 11,430         |
| 340-502 AUTO REGISTRATION                     | 95,974         | 101,313        | -                | -                | 87,540         | 87,480         |
| 340-503 AUTO REGISTRATION \$10.00 FEES        | 82,167         | 74,938         | -                | -                | 57,416         | 86,508         |
| 349-100 GROSS & AXLE WEIGHT FEES              | 24,903         | 27,913         | -                | -                | 37,314         | 37,314         |
| 360-100 INTEREST                              | 6,916          | 5,241          | -                | -                | 1,797          | 2,300          |
| 364-100 SALE OF FIXED ASSETS                  | 84,944         | 46,324         | -                | -                | -              | -              |
| 365-200 CONTRIBUTIONS/DONATIONS               | -              | -              | -                | -                | -              | -              |
| 368-100 MISCELLANEOUS                         | 7,986          | 5,321          | -                | -                | -              | -              |
| 380-100 ISSUANCE OF TIME WARRANT              | -              | -              | -                | -                | 1,179          | -              |
| 380-200 PROCEEDS FROM CAPITAL LEASE           | 133,815        | -              | -                | -                | -              | -              |
| 390-000 TRANSFERS IN                          | -              | -              | -                | -                | -              | -              |
| 390-450 TRANSFER FROM J.P. COURT COST         | -              | -              | -                | -                | -              | 48,600         |
| 390-883 TRANSFERS FROM OAK SPRINGS ACCT.      | -              | -              | -                | -                | -              | -              |
| <b>TOTAL ROAD &amp; BRIDGE # 2</b>            | <b>669,203</b> | <b>669,825</b> | <b>-</b>         | <b>-</b>         | <b>314,120</b> | <b>499,071</b> |

*2015-7666*  
 REVENUE PROJECTIONS BY FUND  
 ADOPTED BUDGET  
 2015-2016

|   | FY 2012        | FY 2013        | FY 2014          | FY 2015  | 05/31/2015     | FY 2016        |
|---|----------------|----------------|------------------|----------|----------------|----------------|
|   | ACTUAL         | ACTUAL         | ACTUAL           | ADOPTED  | ACTUAL         | ADOPTED        |
| Account..... 203                            |                |                |                  |          |                |                |
| 310-115 AD VALOREM TAX                      | 192,791        | 214,493        | -                | -        | 113,674        | 204,826        |
| 310-116 AD VALOREM TAX (Delinquent)         | 6,291          | 6,084          | -                | -        | 2,735          | 7,201          |
| 310-117 AD VALOREM TAX (Penalty & Interest) | 4,315          | 4,727          | -                | -        | 1,507          | 4,321          |
| 310-200 IN LIEU OF TAX                      | 5,097          | 5,027          | -                | -        | 14             | 4,282          |
| 318-130 CO. SALES TAX                       | 44,105         | 43,074         | -                | -        | 16,188         | 35,564         |
| 330-201 911 HOTCOG REIMBURSEMENT            | -              | -              | -                | -        | -              | -              |
| 330-700 FLOOD CONTROL                       | -              | -              | -                | -        | -              | 1,249          |
| 333-301 FEMA GRANT REVENUE                  | -              | -              | -                | -        | -              | -              |
| 339-100 LATERAL ROAD REFUND                 | 12,906         | 13,075         | -                | -        | 13,053         | 13,053         |
| 340-502 AUTO REGISTRATION                   | 109,600        | 115,697        | -                | -        | 99,969         | 99,900         |
| 340-503 AUTO REGISTRATION \$10.00 FEES      | 93,832         | 85,578         | -                | -        | 65,567         | 98,790         |
| 349-100 GROSS & AXLE WEIGHT FEES            | 28,438         | 31,876         | -                | -        | 42,611         | 42,611         |
| 360-100 INTEREST                            | 14,069         | 11,449         | -                | -        | 3,542          | 5,000          |
| 364-100 SALE OF FIXED ASSETS                | -              | -              | -                | -        | -              | -              |
| 365-200 CONTRIBUTIONS/DONATIONS             | -              | -              | -                | -        | -              | -              |
| 368-100 MISCELLANEOUS                       | 3,704          | 4,238          | -                | -        | 10,582         | -              |
| 380-100 ISSUANCE OF TIME WARRANT            | -              | -              | -                | -        | -              | -              |
| 390-000 TRANSFERS IN                        | -              | -              | -                | -        | -              | 55,500         |
| 390-450 TRANSFER FROM J.P. COURT COST       | -              | -              | -                | -        | -              | -              |
| 390-600 TRANSFER FROM ROAD DIST. ACCTS.     | -              | -              | -                | -        | -              | -              |
| <b>TOTAL ROAD &amp; BRIDGE # 3</b>          | <b>515,148</b> | <b>535,318</b> | <b>-</b>         | <b>-</b> | <b>369,442</b> | <b>572,297</b> |
| Account..... 204                            |                |                |                  |          |                |                |
| 310-115 AD VALOREM TAX                      | 163,265        | 181,643        | -                | -        | 96,265         | 173,456        |
| 310-116 AD VALOREM TAX (Delinquent)         | 5,329          | 5,150          | -                | -        | 2,316          | 6,099          |
| 310-117 AD VALOREM TAX (Penalty & Interest) | 3,654          | 4,003          | -                | -        | 1,276          | 3,659          |
| 310-200 IN LIEU OF TAX                      | 4,317          | 4,257          | -                | -        | 12             | 3,626          |
| 318-130 CO. SALES TAX                       | 37,350         | 36,477         | -                | -        | 13,708         | 30,118         |
| 330-201 911 HOTCOG REIMBURSEMENT            | -              | -              | -                | -        | -              | -              |
| 330-700 FLOOD CONTROL                       | -              | -              | -                | -        | -              | 1,058          |
| 333-301 FEMA GRANT REVENUE                  | -              | -              | -                | -        | -              | -              |
| 339-100 LATERAL ROAD REFUND                 | 10,929         | 11,073         | -                | -        | 11,054         | 11,054         |
| 340-502 AUTO REGISTRATION                   | 92,814         | 97,978         | -                | -        | 84,658         | 84,600         |
| 340-503 AUTO REGISTRATION \$10.00 FEES      | 79,462         | 72,471         | -                | -        | 55,525         | 83,660         |
| 349-100 GROSS & AXLE WEIGHT FEES            | 24,083         | 26,994         | -                | -        | 36,085         | 36,085         |
| 360-100 INTEREST                            | 6,707          | 7,746          | -                | -        | 3,640          | 4,000          |
| 364-100 SALE OF FIXED ASSETS                | 77,899         | 26,890         | -                | -        | -              | -              |
| 368-100 MISCELLANEOUS                       | 15,368         | 4,788          | -                | -        | 1,389          | -              |
| 390-000 TRANSFERS IN                        | -              | -              | -                | -        | -              | 47,000         |
| 390-450 TRANSFER FROM J.P. COURT COST       | -              | -              | -                | -        | -              | -              |
| <b>TOTAL ROAD &amp; BRIDGE # 4</b>          | <b>521,177</b> | <b>479,470</b> | <b>-</b>         | <b>-</b> | <b>305,928</b> | <b>484,415</b> |
| Account..... 210                            |                |                |                  |          |                |                |
| 310-111 SPECIAL INVENTORY TAX               | -              | -              | -                | -        | -              | -              |
| 310-115 F/M LATERAL ROAD TAX                | -              | -              | 1,411,701        | -        | -              | -              |
| 310-116 F/M LATERAL ROAD TAX-Delinquent     | -              | -              | 38,271           | -        | -              | -              |
| 310-117 F/M LATERAL ROAD TAX-(Pen & Int)    | -              | -              | 30,854           | -        | -              | -              |
| 310-310-200 IN LIEU OF TAX                  | -              | -              | -                | -        | -              | -              |
| <b>TOTAL F/M LATERAL GENERAL</b>            | <b>-</b>       | <b>-</b>       | <b>1,480,826</b> | <b>-</b> | <b>-</b>       | <b>-</b>       |

2015-7666  
 REVENUE PROJECTIONS BY FUND  
 ADOPTED BUDGET  
 2015-2016

|   | FY 2012        | FY 2013        | FY 2014        | FY 2015        | 05/31/2015     | FY 2016        |
|---|----------------|----------------|----------------|----------------|----------------|----------------|
|   | ACTUAL         | ACTUAL         | ACTUAL         | ADOPTED        | ACTUAL         | ADOPTED        |
| Account..... 211                            |                |                |                |                |                |                |
| 310-111 SPECIAL INVENTORY TAX               | -              | -              | -              | -              | -              | -              |
| 310-115 F/M LATERAL ROAD TAX                | 305,804        | 333,846        | -              | -              | 347,008        | 383,525        |
| 310-116 F/M LATERAL ROAD TAX-Delinquent     | 9,872          | 9,467          | -              | -              | 7,951          | 13,281         |
| 310-117 F/M LATERAL ROAD TAX-(Pen & Int)    | 6,799          | 7,355          | -              | -              | 4,497          | 7,969          |
| 310-200 IN LIEU OF TAX                      | 179            | 200            | -              | -              | -              | -              |
| 364-100 SALE OF FIXED ASSETS                | -              | 2,937          | -              | -              | -              | -              |
| <b>TOTAL F/M LATERAL #1</b>                 | <b>322,654</b> | <b>353,805</b> | <b>-</b>       | <b>-</b>       | <b>359,456</b> | <b>404,775</b> |
| Account..... 212                            |                |                |                |                |                |                |
| 310-111 SPECIAL INVENTORY TAX               | -              | -              | -              | -              | -              | -              |
| 310-115 F/M LATERAL ROAD TAX                | 303,927        | 331,798        | -              | -              | 344,879        | 381,172        |
| 310-116 F/M LATERAL ROAD TAX-Delinquent     | 9,811          | 9,411          | -              | -              | 7,902          | 13,199         |
| 310-117 F/M LATERAL ROAD TAX-(Pen & Int)    | 6,758          | 7,310          | -              | -              | 4,470          | 7,920          |
| 310-200 IN LIEU OF TAX                      | 178            | 198            | -              | -              | -              | -              |
| 364-100 SALE OF FIXED ASSETS                | -              | 2,498          | -              | -              | -              | -              |
| <b>TOTAL F/M LATERAL #2</b>                 | <b>320,674</b> | <b>351,215</b> | <b>-</b>       | <b>-</b>       | <b>357,251</b> | <b>402,291</b> |
| Account..... 213                            |                |                |                |                |                |                |
| 310-111 SPECIAL INVENTORY TAX               | -              | -              | -              | -              | -              | -              |
| 310-115 F/M LATERAL ROAD TAX                | 347,078        | 378,905        | -              | -              | 393,843        | 435,289        |
| 310-116 F/M LATERAL ROAD TAX-Delinquent     | 11,204         | 10,745         | -              | -              | 9,024          | 15,074         |
| 310-117 F/M LATERAL ROAD TAX-(Pen & Int.)   | 7,717          | 8,348          | -              | -              | 5,104          | 9,044          |
| 310-200 IN LIEU OF TAX                      | 203            | 227            | -              | -              | -              | -              |
| 364-100 SALE OF FIXED ASSETS                | -              | -              | -              | -              | -              | -              |
| <b>TOTAL F/M LATERAL #3</b>                 | <b>366,202</b> | <b>398,224</b> | <b>-</b>       | <b>-</b>       | <b>407,971</b> | <b>459,407</b> |
| Account..... 214                            |                |                |                |                |                |                |
| 310-111 SPECIAL INVENTORY TAX               | -              | -              | -              | -              | -              | -              |
| 310-115 F/M LATERAL ROAD TAX                | 293,922        | 320,874        | -              | -              | 333,525        | 368,623        |
| 310-116 F/M LATERAL ROAD TAX-Delinquent     | 9,488          | 9,100          | -              | -              | 7,642          | 12,765         |
| 310-117 F/M LATERAL ROAD TAX (Pen & Int)    | 6,535          | 7,069          | -              | -              | 4,322          | 7,659          |
| 310-200 IN LIEU OF TAX                      | 172            | 192            | -              | -              | -              | -              |
| 364-100 SALE OF FIXED ASSETS                | -              | 119,000        | -              | -              | -              | -              |
| <b>TOTAL F/M LATERAL #4</b>                 | <b>310,117</b> | <b>456,236</b> | <b>-</b>       | <b>-</b>       | <b>345,489</b> | <b>389,047</b> |
| Account..... 225                            |                |                |                |                |                |                |
| 310-115 AD VALOREM TAX                      | 555,794        | 618,357        | 643,338        | 685,160        | 651,398        | 738,110        |
| 310-116 AD VALOREM TAX (Delinquent)         | 18,140         | 17,538         | 18,155         | 24,850         | 15,002         | 25,951         |
| 310-117 AD VALOREM TAX (Penalty & Interest) | 12,440         | 13,627         | 14,118         | 14,910         | 8,446          | 15,570         |
| 318-130 CO. SALES TAX                       | 127,150        | 124,177        | 126,487        | 121,600        | 85,619         | 128,160        |
| 360-100 INTEREST                            | -              | -              | -              | -              | -              | -              |
| 361-100 SSI REIMB.                          | -              | -              | -              | -              | 2,800          | -              |
| 361-200 INMATE MEDICAL REIMB.               | 11,435         | 12,354         | 10,487         | 5,400          | 23,600         | 5,400          |
| 361-201 INDIGENT MEDICAL REIMB              | 29,459         | 1,400          | 1,449          | -              | 1,586          | -              |
| 390-000 TRANSFERS IN                        | -              | -              | -              | -              | -              | -              |
| <b>TOTAL INDIGENT HEALTH CARE</b>           | <b>754,418</b> | <b>787,454</b> | <b>814,034</b> | <b>851,920</b> | <b>788,451</b> | <b>913,191</b> |
| Account..... 227                            |                |                |                |                |                |                |
| 340-400 CO. CLERK FEES                      | 4,025          | 4,445          | 5,040          | 4,860          | 3,465          | 6,000          |
| 340-700 DIST. CLERK FEES                    | 20,475         | 17,395         | 17,220         | 17,000         | 13,650         | 20,000         |
| 360-100 INTEREST                            | 1,073          | 913            | 396            | 225            | 98             | 150            |
| 368-100 MISCELLANEOUS                       | -              | -              | -              | -              | -              | -              |
| 390-000 TRANSFERS IN                        | -              | -              | -              | -              | -              | -              |
| <b>TOTAL LAW LIBRARY</b>                    | <b>25,573</b>  | <b>22,753</b>  | <b>22,656</b>  | <b>22,085</b>  | <b>17,213</b>  | <b>26,150</b>  |
| Account..... 229                            |                |                |                |                |                |                |
| 333-300 INDIGENT DEFENSE GRANT              | 40,154         | 35,560         | 62,512         | 35,560         | 19,877         | 50,000         |
| 333-309 INDIGENT DEFENSE COORD. GRANT       | -              | -              | -              | -              | -              | -              |
| 340-400 CO. CLERK FEES - HB 1295            | 2,300          | 2,540          | 2,900          | 2,800          | 1,980          | 3,300          |
| 340-600 JUV. SUMMONS FEES                   | 2,827          | 1,333          | 795            | 1,000          | 1,244          | 1,300          |
| 340-700 DIST. CLERK FEES                    | 301,735        | 284,720        | 283,488        | 306,000        | 225,398        | 314,000        |
| 340-701 COURT REPORTER SERVICE FUND         | 8,790          | 7,470          | -              | -              | -              | -              |
| 340-702 REIMB FOR CT APPT ATTORNEY FEE      | 64,859         | 77,728         | 81,506         | 78,000         | 46,453         | 50,000         |
| 360-100 INTEREST                            | 41             | 32             | 41             | 100            | 53             | 75             |
| 368-100 MISCELLANEOUS                       | 1,471          | 2,431          | 2,339          | -              | -              | -              |
| 368-201 STATE JUROR REIMB.                  | 8,000          | 6,290          | 10,584         | 8,100          | 9,996          | 10,000         |
| 390-000 TRANSFERS IN                        | -              | -              | -              | -              | -              | -              |
| 390-100 TRANSFER FROM GENERAL               | 255,906        | 200,000        | 127,000        | 200,000        | 200,000        | 150,000        |
| 390-392 TRANSFER FROM COURT REPORTER FC     | -              | -              | -              | -              | -              | -              |
| <b>TOTAL JURY FUND</b>                      | <b>686,083</b> | <b>618,104</b> | <b>571,165</b> | <b>631,560</b> | <b>519,664</b> | <b>578,675</b> |

2015-7666  
 REVENUE PROJECTIONS BY FUND  
 ADOPTED BUDGET  
 2015-2016

|   | FY 2012           | FY 2013           | FY 2014           | FY 2015           | 05/31/2015        | FY 2016           |
|---|-------------------|-------------------|-------------------|-------------------|-------------------|-------------------|
|   | ACTUAL            | ACTUAL            | ACTUAL            | ADOPTED           | ACTUAL            | ADOPTED           |
| Account..... 400                            |                   |                   |                   |                   |                   |                   |
| 310-115 AD VALOREM TAX                      | 524,399           | 626,104           | 599,136           | 475,988           | 548,390           | 500,861           |
| 310-116 AD VALOREM TAX (Delinquent)         | 18,661            | 17,808            | 18,401            | 16,735            | 14,623            | 17,610            |
| 310-117 AD VALOREM TAX (Penalty & Interest) | 12,457            | 14,004            | 13,827            | 10,041            | 7,844             | 10,566            |
| 360-100 INTEREST                            | 2,790             | 2,103             | 1,369             | 800               | 1,424             | 1,600             |
| 380-100 EXCESS COST OF ISSUANCE             | 1                 | -                 | -                 | -                 | -                 | -                 |
| 390-000 TRANSFERS IN                        | -                 | -                 | -                 | -                 | -                 | -                 |
| <b>TOTAL INTEREST &amp; SINKING FUND</b>    | <b>558,308</b>    | <b>660,019</b>    | <b>632,733</b>    | <b>503,564</b>    | <b>572,281</b>    | <b>530,637</b>    |
|   |                   |                   |                   |                   |                   |                   |
| <b>TOTAL REVENUES</b>                       | <b>16,035,354</b> | <b>16,754,985</b> | <b>16,436,694</b> | <b>15,294,101</b> | <b>14,608,801</b> | <b>18,237,430</b> |

| 100 - GENERAL - COUNTYJUDGE                | FY 2012        | FY 2013        | FY 2014        | FY 2015        | 05/31/2015     | FY 2016        |
|--|----------------|----------------|----------------|----------------|----------------|----------------|
| ACCOUNT .....                              | ACTUAL         | ACTUAL         | ACTUAL         | ADOPTED        | Actual         | ADOPTED        |
| 100-5-1101-1101 SALARY                     | 50,328         | 52,057         | 53,148         | 54,728         | 36,136         | 54,728         |
| 100-5-1101-1102 STATE SALARY SUPPLEMENT    | 15,000         | 14,794         | 15,000         | 15,000         | 9,904          | 25,200         |
| 100-5-1101-1103 JUVENILE BOARD SUPPLEMENT  | 2,000          | 1,973          | 2,000          | 4,800          | 3,169          | 4,800          |
| 100-5-1101-1107 COURT COORDINATOR          | 29,459         | 30,459         | 31,221         | 32,955         | 21,382         | 32,954         |
| 100-5-1101-1108 COURT REPORTER             |                |                | 5,691          | 6,235          | 3,998          | 6,235          |
| 100-5-1101-1201 SOCIAL SECURITY & MEDICARE | 7,142          | 7,318          | 7,922          | 8,699          | 5,522          | 9,480          |
| 100-5-1101-1202 UNEMPLOYMENT TAX           | 334            | 383            | 219            | 1,103          | 139            | 380            |
| 100-5-1101-1203 RETIREMENT                 | 6,904          | 7,389          | 8,510          | 8,915          | 5,916          | 9,492          |
| 100-5-1101-1204 RETIREMENT LIFE INSURANCE  | 363            | 400            | 455            | 444            | 330            | 464            |
| 100-5-1101-1205 WORKERS COMP               | 492            | 423            | 426            | 433            | 143            | 502            |
| 100-5-1101-1209 HEALTH INSURANCE           | 18,868         | 19,099         | 20,616         | 19,920         | 13,722         | 21,029         |
| 100-5-1101-2301 DUES & MEMBERSHIPS         | 620            | 795            | 545            | 925            | 600            | 925            |
| 100-5-1101-2302 TRAINING & MILEAGE REIMB   | 630            | 1,764          | 2,356          | 4,500          | 591            | 4,000          |
| 100-5-1101-2303 BONDS & INSURANCE          | 100            | 100            | 100            | 150            | 228            | 250            |
| 100-5-1101-2305 CONTRACT SERVICES          | -              | -              | -              | 100            | 225            | 100            |
| 100-5-1101-3101 SUPPLIES                   | 1,077          | 477            | 799            | 1,250          | 338            | 1,250          |
| 100-5-1101-3102 POSTAGE                    | 650            | 675            | 412            | 675            | 300            | 650            |
| 100-5-1101-3103 MACHINE & EQUIP RENTAL     | 1,910          | 1,910          | 1,910          | 2,000          | 1,114          | 1,950          |
| 100-5-1101-3104 TELEPHONE                  | 2,037          | 2,331          | 1,843          | 2,300          | 1,261          | 2,200          |
| 100-5-1101-3110 MISCELLANEOUS              | 34             | -              | 27             | 100            | 67             | 100            |
| <b>TOTAL COUNTY JUDGE</b>                  | <b>137,948</b> | <b>142,347</b> | <b>153,202</b> | <b>165,233</b> | <b>105,086</b> | <b>176,689</b> |

| 100 - GENERAL - NON DEPT. ADMIN.               | FY 2012          | FY 2013        | FY 2014        | FY 2015        | 05/31/2015     | FY 2016        |
|--|------------------|----------------|----------------|----------------|----------------|----------------|
| ACCOUNT .....                                  | ACTUAL           | ACTUAL         | ACTUAL         | ADOPTED        | Actual         | ADOPTED        |
| 100-5-1103-1105 STAFF WAGES                    | -                | -              | -              | -              | -              | -              |
| 100-5-1103-2101 PURCHASED PROFESSIONAL SERVICE | 26,616           | 26,524         | 26,290         | 24,500         | 24,500         | 30,050         |
| 100-5-1103-2102 STATEMENT OF FACTS             | 20,485           | 8,762          | 15,241         | 19,000         | 13,431         | 19,000         |
| 100-5-1103-2104 GRANT EXPENDITURES             | 399,465          | 93,315         | 103,408        | -              | 37,783         | -              |
| 100-5-1103-2301 DUES & MEMBERSHIPS             | 6,725            | 6,725          | 6,725          | 6,900          | 4,282          | 6,900          |
| 100-5-1103-2302 TRAINING & MILEAGE REIMB       | -                | -              | 250            | 1,000          | 350            | 1,000          |
| 100-5-1103-2303 BONDS & INSURANCE              | 40,398           | 45,269         | 35,953         | 42,000         | 2,500          | 42,000         |
| 100-5-1103-2307 LEGAL NOTICES                  | 2,528            | 3,783          | 2,318          | 3,200          | 602            | 3,000          |
| 100-5-1103-2315 BANK SERVICE CHARGES           | 4,857            | 3,652          | 9,337          | 12,000         | 2,366          | 8,500          |
| 100-5-1103-3101 SUPPLIES                       | 192              | 493            | 250            | 500            | 55             | 500            |
| 100-5-1103-3103 MACHINE & EQUIPMENT RENTAL     | -                | -              | -              | -              | -              | 4,000          |
| 100-5-1103-3110 MISCELLANEOUS                  | 6,880            | 11,569         | 2,969          | 10,000         | 23,685         | 10,000         |
| 100-5-1103-3201 UTILITIES                      | -                | -              | -              | -              | -              | -              |
| 100-5-1103-3202 FUEL                           | -                | -              | -              | -              | -              | -              |
| 100-5-1103-3701 OTHER SUPPLIES                 | -                | -              | -              | -              | -              | -              |
| 100-5-1103-4101 CAPITAL OUTLAY                 | 241,224          | 51,472         | -              | 200,000        | -              | 200,000        |
| 100-5-1103-4102 JP TECH EQUIPMENT              | -                | -              | 831            | -              | -              | -              |
| 100-5-1103-7102 JPO INS & UTILITIES            | 10,809           | 9,845          | 10,100         | 10,500         | 5,310          | 10,500         |
| 100-5-1103-7103 ADULT PROBATION                | 10,427           | 10,258         | 10,742         | 10,500         | 6,112          | 11,000         |
| 100-5-1103-7200 ASST. CA LONGEVITY             | -                | -              | -              | -              | -              | -              |
| 100-5-1103-7210 APPRAISALS                     | 187,352          | 239,094        | 277,220        | 278,000        | 147,834        | 310,451        |
| 100-5-1103-7211 COURT OF APPEALS JUDGES        | 1,632            | 1,641          | 1,942          | 2,100          | 1,936          | 2,100          |
| 100-5-1103-7601 ANNUAL LEAVE CONTINGENCY       | -                | -              | -              | 15,000         | -              | 35,000         |
| 100-5-1103-7602 CONTINGENCIES                  | -                | 79,802         | 3,069          | 25,000         | -              | 25,000         |
| 100-5-1103-9225 TRANSFER TO INDIGENT HEALTH    | -                | -              | -              | -              | -              | -              |
| 100-5-1103-9229 TRANSFER TO JURY               | 255,906          | 200,000        | 127,000        | 200,000        | 200,000        | 150,000        |
| 100-5-1103-9248 TRANSFER TO CO CLERK ARCHIVES  | -                | -              | -              | -              | -              | -              |
| 100-5-1103-9254 TRANSFER TO TOURISM            | -                | 90,485         | -              | -              | -              | -              |
| 100-5-1103-9257 TRANSFER TO CRIME VICTIMS ASSI | -                | -              | -              | -              | -              | -              |
| 100-5-1103-9265 TRANSFER TO ELECTION LEASE     | -                | -              | -              | -              | -              | -              |
| 100-5-1103-9275 TRANSFER TO CO JUV PROB TJPC 8 | 54,000           | 62,000         | 62,000         | 62,000         | 62,000         | 62,000         |
| 100-5-1103-9300 TRANSFER TO COURTHOUSE PROJECT | -                | 20,000         | -              | -              | -              | -              |
| <b>TOTAL NON DEPT. ADMIN.</b>                  | <b>1,269,496</b> | <b>964,689</b> | <b>695,644</b> | <b>922,200</b> | <b>532,746</b> | <b>931,001</b> |

| 100 - GENERAL - COMPUTER                   | FY 2012        | FY 2013        | FY 2014        | FY 2015        | 05/31/2015     | FY 2016        |
|--|----------------|----------------|----------------|----------------|----------------|----------------|
| ACCOUNT .....                              | ACTUAL         | ACTUAL         | ACTUAL         | ADOPTED        | Actual         | ADOPTED        |
| 100-5-1104-1104 DEPARTMENT HEAD SALARY     | 54,770         | 56,630         | 58,045         | 60,987         | 39,399         | 60,986         |
| 100-5-1104-1105 STAFF WAGES                | 42,436         | 44,002         | 44,974         | 84,000         | 30,190         | 81,804         |
| 100-5-1104-1106 PART TIME WAGES            | -              | -              | -              | -              | 3,360          | 13,312         |
| 100-5-1104-1111 TECH SUPPLEMENT            | 5,000          | 5,019          | 5,019          | 5,000          | 3,231          | 5,000          |
| 100-5-1104-1201 SOCIAL SECURITY & MEDICARE | 7,702          | 7,991          | 8,241          | 11,474         | 5,817          | 12,324         |
| 100-5-1104-1202 UNEMPLOYMENT TAX           | 1,156          | 1,325          | 758            | 1,455          | 495            | 1,563          |
| 100-5-1104-1203 RETIREMENT                 | 7,296          | 7,869          | 8,599          | 11,759         | 6,046          | 11,321         |
| 100-5-1104-1204 RETIREMENT LIFE INSURANCE  | 384            | 426            | 460            | 657            | 338            | 695            |
| 100-5-1104-1205 WORKERS COMP               | 520            | 448            | 478            | 458            | 310            | 666            |
| 100-5-1104-1206 TRAVEL                     | -              | -              | -              | -              | -              | -              |
| 100-5-1104-1209 HEALTH INSURANCE           | 17,425         | 16,893         | 16,880         | 25,470         | 11,319         | 26,717         |
| 100-5-1104-2301 DUES & MEMBERSHIPS         | -              | -              | 185            | 175            | -              | 300            |
| 100-5-1104-2302 TRAINING & MILEAGE REIMB   | 4,599          | 4,807          | 2,325          | 8,365          | 2,518          | 7,000          |
| 100-5-1104-2305 CONTRACT SERVICES          | 51,270         | 30,532         | 28,325         | 101,000        | 15,893         | 76,000         |
| 100-5-1104-3101 SUPPLIES                   | 5,775          | 5,534          | 6,220          | 7,000          | 2,584          | 7,000          |
| 100-5-1104-3103 SOFTWARE AND MAINTENANCE   | 267,438        | 235,116        | 263,394        | 290,650        | 158,055        | 270,000        |
| 100-5-1104-3104 TELEPHONE                  | 9,252          | 8,840          | 12,972         | 33,850         | 21,753         | 38,350         |
| 100-5-1104-3110 MISCELLANEOUS              | 50             | 50             | -              | -              | 50             | -              |
| 100-5-1104-4101 CAPITAL OUTLAY             | 46,025         | 64,903         | 59,739         | 75,000         | 15,107         | 75,000         |
| 100-5-1104-4102 CASE MANAGEMENT SYSTEM     |                |                |                |                |                | 300,000        |
| <b>TOTAL COMPUTER</b>                      | <b>521,098</b> | <b>490,385</b> | <b>516,614</b> | <b>717,300</b> | <b>316,464</b> | <b>988,038</b> |



| 100 - GENERAL - COUNTY CLERK               | FY 2012        | FY 2013        | FY 2014        | FY 2015        | 05/31/2015     | FY 2016        |
|--|----------------|----------------|----------------|----------------|----------------|----------------|
| ACCOUNT .....                              | ACTUAL         | ACTUAL         | ACTUAL         | ADOPTED        | Actual         | ADOPTED        |
| 100-5-1109-1101 SALARY                     | 44,289         | 45,605         | 46,770         | 48,161         | 31,799         | 48,161         |
| 100-5-1109-1105 STAFF WAGES                | 100,938        | 129,021        | 129,469        | 135,387        | 87,703         | 137,279        |
| 100-5-1109-1106 PART TIME WAGES            | 5,515          | -              | -              | -              | -              | -              |
| 100-5-1109-1201 SOCIAL SECURITY & MEDICARE | 12,814         | 12,914         | 12,836         | 14,041         | 8,597          | 14,186         |
| 100-5-1109-1202 UNEMPLOYMENT TAX           | 1,348          | 1,619          | 1,968          | 1,780          | 572            | 1,332          |
| 100-5-1109-1203 RETIREMENT                 | 12,398         | 13,061         | 13,888         | 14,390         | 9,469          | 14,205         |
| 100-5-1109-1204 RETIREMENT LIFE INSURANCE  | 652            | 707            | 743            | 826            | 529            | 872            |
| 100-5-1109-1205 WORKERS COMP               | 929            | 743            | 718            | 918            | 372            | 751            |
| 100-5-1109-1209 HEALTH INSURANCE           | 53,393         | 54,511         | 53,626         | 62,696         | 40,009         | 63,086         |
| 100-5-1109-2301 DUES & MEMBERSHIPS         | 85             | 85             | 125            | 150            | -              | 150            |
| 100-5-1109-2302 TRAINING & MILEAGE REIMB   | 4,551          | 4,483          | 6,756          | 4,500          | 2,302          | 4,500          |
| 100-5-1109-2303 BONDS & INSURANCE          | 4,024          | 4,208          | 4,024          | 3,700          | 210            | 3,700          |
| 100-5-1109-2305 CONTRACT SERVICES-ARCHIVE  | 9,697          | -              | 2,863          | -              | -              | -              |
| 100-5-1109-3101 SUPPLIES                   | 13,165         | 9,510          | 16,866         | 17,000         | 5,923          | 17,000         |
| 100-5-1109-3102 POSTAGE                    | 2,501          | 2,516          | 2,100          | 2,500          | 62             | 2,500          |
| 100-5-1109-3103 MACHINE & EQUIP RENTAL     | 4,217          | 4,327          | 3,627          | 3,700          | 2,399          | 3,401          |
| 100-5-1109-3104 TELEPHONE                  | 1,361          | 1,207          | 823            | 1,200          | 573            | 1,200          |
| 100-5-1109-3110 MISCELLANEOUS              | -              | -              | -              | -              | -              | -              |
| 100-5-1109-3111 MICROFILM & INDEXING       | -              | -              | -              | -              | -              | -              |
| 100-5-1109-4101 CAPITAL OUTLAY             | 778            | 11,600         | 13             | 5,000          | -              | 5,000          |
| <b>TOTAL COUNTY CLERK</b>                  | <b>272,655</b> | <b>296,117</b> | <b>297,214</b> | <b>315,950</b> | <b>190,520</b> | <b>317,323</b> |

| 100-GENERAL-COMMISSIONER PCT. 1            | FY 2012 | FY 2013 | FY 2014       | FY 2015       | 05/31/2015    | FY 2016 |
|--|---------|---------|---------------|---------------|---------------|---------|
| ACCOUNT .....                              | ACTUAL  | ACTUAL  | ACTUAL        | ADOPTED       | Actual        | ADOPTED |
| 100-5-1111-1101 SALARY                     | -       | -       | 47,638        | 49,067        | 12,905        | -       |
| 100-5-1111-1201 SOCIAL SECURITY & MEDICARE | -       | -       | 3,778         | 3,754         | 1,050         | -       |
| 100-5-1111-1202 UNEMPLOYMENT TAX           | -       | -       | -             | -             | -             | -       |
| 100-5-1111-1203 RETIREMENT                 | -       | -       | 3,789         | 3,847         | 1,038         | -       |
| 100-5-1111-1204 RETIREMENT LIFE INSURANCE  | -       | -       | 203           | 221           | 56            | -       |
| 100-5-1111-1205 WORKERS COMP               | -       | -       | 193           | 200           | 63            | -       |
| 100-5-1111-1209 HEALTH INSURANCE           | -       | -       | 35            | 30            | 8             | -       |
| 100-5-1111-2301 DUES & MEMBERSHIPS         | -       | -       | 220           | 330           | -             | -       |
| 100-5-1111-2302 TRAINING & MILEAGE REIMB   | -       | -       | 1,818         | 2,500         | 195           | -       |
| 100-5-1111-2303 BONDS & INSURANCE          | -       | -       | 100           | 750           | 100           | -       |
| 100-5-1111-3101 SUPPLIES                   | -       | -       | 101           | 250           | 5             | -       |
| 100-5-1111-3104 TELEPHONE                  | -       | -       | 667           | 1,200         | 103           | -       |
| 100-5-1111-3107 REPAIRS                    | -       | -       | 27            | 1,000         | -             | -       |
| 100-5-1111-3110 MISCELLANEOUS              | -       | -       | -             | 200           | -             | -       |
| 100-5-1111-3202 FUEL                       | -       | -       | 2,240         | 4,000         | 164           | -       |
| 100-5-1111-4101 CAPITAL OUTLAY             | -       | -       | -             | -             | -             | -       |
| <b>TOTAL COMMISSIONER PCT. 1</b>           | -       | -       | <b>60,808</b> | <b>67,348</b> | <b>15,687</b> | -       |

| 100-GENERAL-COMMISSIONER PCT. 2            | FY 2012 | FY 2013 | FY 2014       | FY 2015       | 05/31/2015    | FY 2016 |
|--|---------|---------|---------------|---------------|---------------|---------|
| ACCOUNT .....                              | ACTUAL  | ACTUAL  | ACTUAL        | ADOPTED       | Actual        | ADOPTED |
| 100-5-1112-1101 SALARY                     | -       | -       | 47,652        | 49,067        | 12,636        | -       |
| 100-5-1112-1201 SOCIAL SECURITY & MEDICARE | -       | -       | 2,828         | 3,754         | 823           | -       |
| 100-5-1112-1202 UNEMPLOYMENT TAX           | -       | -       | -             | -             | -             | -       |
| 100-5-1112-1203 RETIREMENT                 | -       | -       | 3,786         | 3,847         | 1,019         | -       |
| 100-5-1112-1204 RETIREMENT LIFE INSURANCE  | -       | -       | 203           | 221           | 55            | -       |
| 100-5-1112-1205 WORKERS COMP               | -       | -       | 193           | 200           | 63            | -       |
| 100-5-1112-1209 HEALTH INSURANCE           | -       | -       | 12,337        | 12,870        | 3,206         | -       |
| 100-5-1112-2301 DUES & MEMBERSHIPS         | -       | -       | 220           | 330           | -             | -       |
| 100-5-1112-2302 TRAINING & MILEAGE REIMB   | -       | -       | 463           | 6,500         | -             | -       |
| 100-5-1112-2303 BONDS & INSURANCE          | -       | -       | 100           | 750           | -             | -       |
| 100-5-1112-3101 SUPPLIES                   | -       | -       | -             | 250           | -             | -       |
| 100-5-1112-3104 TELEPHONE                  | -       | -       | 690           | 1,200         | 216           | -       |
| 100-5-1112-3107 REPAIRS                    | -       | -       | 55            | -             | -             | -       |
| 100-5-1112-3110 MISCELLANEOUS              | -       | -       | 27            | 200           | -             | -       |
| 100-5-1112-3202 FUEL                       | -       | -       | 406           | -             | -             | -       |
| 100-5-1112-4101 CAPITAL OUTLAY             | -       | -       | -             | -             | -             | -       |
| <b>TOTAL COMMISSIONER PCT. 2</b>           | -       | -       | <b>68,960</b> | <b>79,188</b> | <b>18,018</b> | -       |

| 100-GENERAL-COMMISSIONER PCT. 3            | FY 2012 | FY 2013 | FY 2014       | FY 2015       | 05/31/2015    | FY 2016 |
|--|---------|---------|---------------|---------------|---------------|---------|
| ACCOUNT .....                              | ACTUAL  | ACTUAL  | ACTUAL        | ADOPTED       | Actual        | ADOPTED |
| 100-5-1113-1101 SALARY                     | -       | -       | 47,638        | 49,067        | 12,905        | -       |
| 100-5-1113-1201 SOCIAL SECURITY & MEDICARE | -       | -       | 3,711         | 3,754         | 987           | -       |
| 100-5-1113-1202 UNEMPLOYMENT TAX           | -       | -       | -             | -             | -             | -       |
| 100-5-1113-1203 RETIREMENT                 | -       | -       | 3,789         | 3,847         | 1,038         | -       |
| 100-5-1113-1204 RETIREMENT LIFE INSURANCE  | -       | -       | 203           | 221           | 56            | -       |
| 100-5-1113-1205 WORKERS COMP               | -       | -       | 193           | 200           | 63            | -       |
| 100-5-1113-1209 HEALTH INSURANCE           | -       | -       | 35            | 30            | 8             | -       |
| 100-5-1113-2301 DUES & MEMBERSHIPS         | -       | -       | 220           | 200           | -             | -       |
| 100-5-1113-2302 TRAINING & MILEAGE REIMB   | -       | -       | 2,341         | 6,500         | 435           | -       |
| 100-5-1113-2303 BONDS & INSURANCE          | -       | -       | -             | 750           | -             | -       |
| 100-5-1113-3101 SUPPLIES                   | -       | -       | 27            | 250           | -             | -       |
| 100-5-1113-3104 TELEPHONE                  | -       | -       | 980           | 1,200         | 26            | -       |
| 100-5-1113-3107 REPAIRS                    | -       | -       | 12            | -             | -             | -       |
| 100-5-1113-3110 MISCELLANEOUS              | -       | -       | -             | 200           | 127           | -       |
| 100-5-1113-3202 FUEL                       | -       | -       | 593           | -             | -             | -       |
| 100-5-1113-4101 CAPITAL OUTLAY             | -       | -       | -             | -             | -             | -       |
| <b>TOTAL COMMISSIONER PCT. 3</b>           | -       | -       | <b>59,741</b> | <b>66,218</b> | <b>15,646</b> | -       |

| 100-GENERAL-COMMISSIONER PCT. 4            | FY 2012 | FY 2013 | FY 2014       | FY 2015       | 05/31/2015    | FY 2016 |
|--|---------|---------|---------------|---------------|---------------|---------|
| ACCOUNT .....                              | ACTUAL  | ACTUAL  | ACTUAL        | ADOPTED       | Actual        | ADOPTED |
| 100-5-1114-1101 SALARY                     | -       | -       | 47,638        | 49,067        | 12,905        | -       |
| 100-5-1114-1201 SOCIAL SECURITY & MEDICARE | -       | -       | 3,646         | 3,754         | 988           | -       |
| 100-5-1114-1202 UNEMPLOYMENT TAX           | -       | -       | -             | -             | -             | -       |
| 100-5-1114-1203 RETIREMENT                 | -       | -       | 3,789         | 3,847         | 1,038         | -       |
| 100-5-1114-1204 RETIREMENT LIFE INSURANCE  | -       | -       | 203           | 221           | 56            | -       |
| 100-5-1114-1205 WORKERS COMP               | -       | -       | 193           | 200           | 63            | -       |
| 100-5-1114-1209 HEALTH INSURANCE           | -       | -       | 8,088         | 8,490         | 2,476         | -       |
| 100-5-1114-2301 DUES & MEMBERSHIPS         | -       | -       | 220           | 200           | -             | -       |
| 100-5-1114-2302 TRAINING & MILEAGE REIMB   | -       | -       | 532           | 2,500         | 195           | -       |
| 100-5-1114-2303 BONDS & INSURANCE          | -       | -       | -             | 750           | 178           | -       |
| 100-5-1114-3101 SUPPLIES                   | -       | -       | 27            | 250           | -             | -       |
| 100-5-1114-3104 TELEPHONE                  | -       | -       | 826           | 1,200         | 273           | -       |
| 100-5-1114-3107 REPAIRS                    | -       | -       | 260           | 1,000         | -             | -       |
| 100-5-1114-3110 MISCELLANEOUS              | -       | -       | 64            | 200           | -             | -       |
| 100-5-1114-3202 FUEL                       | -       | -       | 920           | 4,000         | 191           | -       |
| 100-5-1114-4101 CAPITAL OUTLAY             | -       | -       | -             | -             | -             | -       |
| <b>TOTAL COMMISSIONER PCT. 4</b>           | -       | -       | <b>66,406</b> | <b>75,678</b> | <b>18,364</b> | -       |

| 100 - GENERAL - COUNTY AUDITOR             | FY 2012        | FY 2013        | FY 2014        | FY 2015        | 05/31/2015     | FY 2016        |
|--|----------------|----------------|----------------|----------------|----------------|----------------|
| ACCOUNT .....                              | ACTUAL         | ACTUAL         | ACTUAL         | ADOPTED        | Actual         | ADOPTED        |
| 100-5-1201-1101 DEPARTMENT HEAD SALARY     | 53,696         | 55,256         | 60,051         | 65,988         | 43,570         | 65,807         |
| 100-5-1201-1105 STAFF WAGES                | 52,562         | 54,351         | 57,044         | 59,739         | 38,125         | 59,738         |
| 100-5-1201-1106 PART TIME WAGES            | 3,020          | 9,430          | 12,064         | 16,850         | 7,987          | 23,296         |
| 100-5-1201-1201 SOCIAL SECURITY & MEDICARE | 7,778          | 8,497          | 9,610          | 10,907         | 6,816          | 11,386         |
| 100-5-1201-1202 UNEMPLOYMENT TAX           | 1,226          | 1,493          | 903            | 1,383          | 579            | 1,444          |
| 100-5-1201-1203 RETIREMENT                 | 7,765          | 8,859          | 10,258         | 11,178         | 7,114          | 9,617          |
| 100-5-1201-1204 RETIREMENT LIFE INSURANCE  | 408            | 480            | 549            | 642            | 398            | 590            |
| 100-5-1201-1205 WORKERS COMP               | 591            | 509            | 512            | 521            | 289            | 603            |
| 100-5-1201-1209 HEALTH INSURANCE           | 26,656         | 27,348         | 27,077         | 25,470         | 16,979         | 35,623         |
| 100-5-1201-2301 DUES & MEMBERSHIPS         | 876            | 870            | 870            | 875            | 545            | 875            |
| 100-5-1201-2302 TRAINING & MILEAGE REIMB   | 2,909          | 1,881          | 3,275          | 3,450          | 1,118          | 3,450          |
| 100-5-1201-2303 BONDS & INSURANCE          | 150            | 200            | 200            | 450            | 200            | 450            |
| 100-5-1201-2305 CONTRACT SERVICES          | 435            | -              | 219            | 500            | 138            | 500            |
| 100-5-1201-3101 SUPPLIES                   | 2,282          | 1,751          | 1,420          | 2,000          | 1,076          | 2,000          |
| 100-5-1201-3102 POSTAGE                    | 223            | 257            | 158            | 200            | -              | 200            |
| 100-5-1201-3103 MACHINE & EQUIP RENTAL     | 508            | 1,647          | 2,498          | 2,800          | 1,695          | 2,800          |
| 100-5-1201-3104 TELEPHONE                  | 802            | 700            | 523            | 700            | 377            | 700            |
| 100-5-1201-3110 MISCELLANEOUS              | 550            | 432            | 298            | 500            | -              | 500            |
| 100-5-1201-4101 CAPITAL OUTLAY             | -              | -              | -              | -              | -              | -              |
| <b>TOTAL COUNTY AUDITOR</b>                | <b>162,437</b> | <b>173,961</b> | <b>187,529</b> | <b>204,153</b> | <b>127,004</b> | <b>219,579</b> |

| 100 - GENERAL - COUNTY TREASUER            | FY 2012        | FY 2013        | FY 2014        | FY 2015        | 05/31/2015     | FY 2016        |
|--|----------------|----------------|----------------|----------------|----------------|----------------|
| ACCOUNT .....                              | ACTUAL         | ACTUAL         | ACTUAL         | ADOPTED        | Actual         | ADOPTED        |
| 100-5-1202-1101 SALARY                     | 44,289         | 45,605         | 47,219         | 48,161         | 31,140         | 48,161         |
| 100-5-1202-1105 STAFF WAGES                | 49,505         | 52,629         | 59,224         | 57,028         | 38,452         | 80,953         |
| 100-5-1202-1106 PART TIME WAGES            | 7,424          | 990            | 10,111         | 10,000         | 3,354          | -              |
| 100-5-1202-1201 SOCIAL SECURITY & MEDICARE | 7,375          | 7,008          | 8,410          | 8,812          | 5,363          | 9,877          |
| 100-5-1202-1202 UNEMPLOYMENT TAX           | 609            | 682            | 688            | 1,117          | 277            | 785            |
| 100-5-1202-1203 RETIREMENT                 | 7,067          | 7,387          | 9,111          | 9,031          | 5,786          | 9,890          |
| 100-5-1202-1204 RETIREMENT LIFE INSURANCE  | 383            | 400            | 487            | 608            | 323            | 607            |
| 100-5-1202-1205 WORKERS COMP               | 548            | 471            | 915            | 481            | 233            | 523            |
| 100-5-1202-1209 HEALTH INSURANCE           | 23,448         | 26,237         | 27,515         | 31,084         | 16,217         | 41,964         |
| 100-5-1202-2301 DUES & MEMBERSHIPS         | 669            | 479            | 91             | 400            | 200            | 1,595          |
| 100-5-1202-2302 TRAINING & MILEAGE REIMB   | 3,923          | 2,638          | 2,724          | 4,000          | 3,898          | 5,500          |
| 100-5-1202-2303 BONDS & INSURANCE          | 360            | 100            | 460            | 500            | 20             | 500            |
| 100-5-1202-3101 SUPPLIES                   | 3,795          | 3,748          | 5,017          | 4,200          | 1,246          | 4,200          |
| 100-5-1202-3102 POSTAGE                    | 1,474          | 916            | 2,584          | 1,800          | 839            | 1,800          |
| 100-5-1202-3103 MACHINE & EQUIPMENT RENTAL | 4,042          | 7,798          | 4,348          | 4,600          | 3,123          | 3,868          |
| 100-5-1202-3104 TELEPHONE                  | 1,255          | 1,242          | 922            | 1,000          | 692            | 1,000          |
| 100-5-1202-3110 MISCELLANEOUS              | 2,100          | 13,044         | 436            | 750            | 40             | 750            |
| <b>TOTAL COUNTY TREASUER</b>               | <b>158,266</b> | <b>171,374</b> | <b>180,262</b> | <b>183,572</b> | <b>111,202</b> | <b>211,973</b> |

| 100 - GENERAL - TAX ASSESSOR COLLECTOR     | FY 2012        | FY 2013        | FY 2014        | FY 2015        | 05/31/2015     | FY 2016        |
|--|----------------|----------------|----------------|----------------|----------------|----------------|
| ACCOUNT .....                              | ACTUAL         | ACTUAL         | ACTUAL         | ADOPTED        | Actual         | ADOPTED        |
| 100-5-1301-1101 SALARY                     | 44,289         | 45,643         | 46,770         | 48,161         | 31,799         | 48,161         |
| 100-5-1301-1105 STAFF WAGES                | 168,622        | 182,409        | 184,853        | 194,319        | 125,608        | 190,986        |
| 100-5-1301-1106 PART TIME WAGES            | 28,785         | 14,353         | 18,599         | 19,054         | 7,328          | 17,644         |
| 100-5-1301-1201 SOCIAL SECURITY & MEDICARE | 18,013         | 17,861         | 18,407         | 20,007         | 12,073         | 19,645         |
| 100-5-1301-1202 UNEMPLOYMENT TAX           | 2,215          | 2,463          | 1,463          | 2,537          | 866            | 2,024          |
| 100-5-1301-1203 RETIREMENT                 | 17,090         | 18,041         | 19,454         | 20,504         | 12,792         | 18,319         |
| 100-5-1301-1204 RETIREMENT LIFE INSURANCE  | 900            | 977            | 1,041          | 1,091          | 716            | 1,124          |
| 100-5-1301-1205 WORKERS COMP               | 1,225          | 1,055          | 1,004          | 1,079          | 529            | 1,039          |
| 100-5-1301-1209 HEALTH INSURANCE           | 54,251         | 62,363         | 66,043         | 68,275         | 45,515         | 72,020         |
| 100-5-1301-2301 DUES & MEMBERSHIPS         | 85             | 645            | 210            | 800            | 330            | 800            |
| 100-5-1301-2302 TRAINING & MILEAGE REIMB   | 5,410          | 323            | 1,747          | 4,500          | 740            | 4,500          |
| 100-5-1301-2303 BONDS & INSURANCE          | 1,146          | 1,163          | 1,196          | 1,200          | 1,196          | 1,200          |
| 100-5-1301-2305 CONTRACT SERVICES          |                |                |                |                |                | 500            |
| 100-5-1301-3101 SUPPLIES                   | 5,873          | 7,470          | 9,247          | 6,000          | 6,421          | 7,000          |
| 100-5-1301-3102 POSTAGE                    | 19,000         | 22,907         | 20,976         | 21,500         | 20,431         | 24,500         |
| 100-5-1301-3103 SOFTWARE AND MAINTENANCE   | 734            | 699            | 30,703         | 28,602         | 20,495         | 33,055         |
| 100-5-1301-3104 TELEPHONE                  | 5,891          | 5,458          | 5,335          | 5,500          | 2,853          | 5,500          |
| 100-5-1301-3105 OFFICE RENT                | 4,108          | 3,708          | 3,294          | 4,100          | 2,624          | 4,100          |
| 100-5-1301-3110 MISCELLANEOUS              | -              | -              | -              | -              | 712            | -              |
| 100-5-1301-4101 CAPITAL OUTLAY             | 24,620         | 30,151         | 24,616         | -              | -              | -              |
| 100-5-1301-8103 CAPITAL LEASE              | -              | -              | 7,071          | 6,486          | 6,571          | 6,571          |
| <b>TOTAL TAX ASSESSOR COLLECTOR</b>        | <b>402,257</b> | <b>417,689</b> | <b>462,029</b> | <b>453,716</b> | <b>299,600</b> | <b>458,688</b> |



| 100 - GENERAL - COURTHOUSE                 | FY 2012        | FY 2013        | FY 2014        | FY 2015        | 05/31/2015     | FY 2016        |
|--|----------------|----------------|----------------|----------------|----------------|----------------|
| ACCOUNT .....                              | ACTUAL         | ACTUAL         | ACTUAL         | ADOPTED        | Actual         | ADOPTED        |
| 100-5-1401-1104 DEPARTMENT HEAD SALARY     | 35,108         | 36,300         | 37,208         | 38,891         | 25,129         | 38,891         |
| 100-5-1401-1105 STAFF WAGES                | 47,885         | 49,511         | 50,749         | 52,950         | 34,157         | 52,950         |
| 100-5-1401-1106 PART-TIME WAGES            | 16,208         | 25,733         | 28,292         | 29,100         | 18,561         | 28,925         |
| 100-5-1401-1201 SOCIAL SECURITY & MEDICARE | 7,048          | 7,965          | 8,362          | 9,252          | 5,582          | 9,239          |
| 100-5-1401-1202 UNEMPLOYMENT TAX           | 1,122          | 1,416          | 816            | 1,173          | 509            | 1,171          |
| 100-5-1401-1203 RETIREMENT                 | 7,078          | 7,636          | 8,403          | 9,482          | 5,889          | 7,035          |
| 100-5-1401-1204 RETIREMENT LIFE INSURANCE  | 372            | 413            | 450            | 413            | 330            | 432            |
| 100-5-1401-1205 WORKERS COMP               | 2,840          | 2,443          | 3,016          | 2,910          | 2,049          | 4,091          |
| 100-5-1401-1209 HEALTH INSURANCE           | 26,564         | 27,348         | 28,439         | 28,590         | 19,059         | 30,318         |
| 100-5-1401-2303 BONDS & INSURANCE          | 33,131         | 26,784         | 27,271         | 34,800         | -              | 35,000         |
| 100-5-1401-2305 CONTRACT SERVICES          | -              | 3,826          | 2,778          | 4,000          | 3,878          | 5,000          |
| 100-5-1401-3101 SUPPLIES                   | -              | 135            | 442            | -              | (15)           | 500            |
| 100-5-1401-3103 MACHINE & EQUIP RENTAL     | -              | -              | -              | -              | -              | -              |
| 100-5-1401-3104 TELEPHONE                  | 944            | 834            | 805            | 750            | 413            | 800            |
| 100-5-1401-3106 OTHER SUPPLIES             | 21,560         | 16,882         | 20,268         | 21,000         | 12,136         | 24,000         |
| 100-5-1401-3107 REPAIRS                    | 35,098         | 26,025         | 36,080         | 35,000         | 32,344         | 40,000         |
| 100-5-1401-3109 MAINTENANCE CONTRACTS      | 10,169         | 9,598          | 12,013         | 12,000         | 7,091          | 12,000         |
| 100-5-1401-3201 UTILITIES                  | 139,208        | 121,965        | 124,511        | 142,000        | 64,357         | 142,000        |
| 1005-1401-4101 CAPITAL OUTLAY              | -              | 5,800          | 2,350          | 1,000          | 41,401         | 20,000         |
| <b>TOTAL COURTHOUSE</b>                    | <b>384,335</b> | <b>370,614</b> | <b>392,250</b> | <b>423,311</b> | <b>272,870</b> | <b>452,351</b> |

| 100 - GENERAL - ELECTIONS ADMINISTRATION   | FY 2012        | FY 2013        | FY 2014        | FY 2015        | 05/31/2015    | FY 2016        |
|--|----------------|----------------|----------------|----------------|---------------|----------------|
| ACCOUNT .....                              | ACTUAL         | ACTUAL         | ACTUAL         | ADOPTED        | Actual        | ADOPTED        |
| 100-5-1501-1104 DEPARTMENT HEAD SALARY     | 32,129         | 33,220         | 34,051         | 35,082         | 22,668        | 35,081         |
| 100-5-1501-1105 STAFF WAGES                | 30,493         | 28,258         | 31,439         | 32,483         | 20,989        | 32,482         |
| 100-5-1501-1106 PART TIME WAGES            | 10,383         | 9,752          | 9,714          | 7,000          | 591           | 7,000          |
| 100-5-1501-1109 ELECTION WORKERS           | 13,473         | 12,822         | 13,646         | 15,000         | 10,423        | 15,000         |
| 100-5-1501-1201 SOCIAL SECURITY & MEDICARE | 6,085          | 5,776          | 5,759          | 6,852          | 3,905         | 6,852          |
| 100-5-1501-1202 UNEMPLOYMENT TAX           | 816            | 864            | 522            | 869            | 304           | 869            |
| 100-5-1501-1203 RETIREMENT                 | 4,493          | 4,570          | 5,242          | 7,022          | 3,482         | 5,175          |
| 100-5-1501-1204 RETIREMENT LIFE INSURANCE  | 236            | 247            | 280            | 304            | 195           | 318            |
| 100-5-1501-1205 WORKERS COMP               | 502            | 432            | 383            | 430            | 181           | 363            |
| 100-5-1501-1209 HEALTH INSURANCE           | 15,912         | 16,365         | 16,950         | 16,980         | 11,392        | 17,811         |
| 100-5-1501-2301 DUES & MEMBERSHIPS         | 125            | 250            | 250            | 250            | 250           | 300            |
| 100-5-1501-2302 TRAINING & MILEAGE REIMB   | 1,729          | 1,176          | 1,839          | 1,500          | 89            | 1,500          |
| 100-5-1501-2303 BONDS & INSURANCE          | 100            | 300            | 200            | 1,420          | -             | 1,420          |
| 100-5-1501-2305 CONTRACT SERVICES          | 15,132         | 17,219         | 2,029          | 16,000         | 8,037         | 16,000         |
| 100-5-1501-2307 LEGAL NOTICES              | -              | 40             | 97             | 500            | 158           | 500            |
| 100-5-1501-3101 SUPPLIES                   | 5,081          | 13,872         | 16,152         | 18,000         | 6,689         | 18,000         |
| 100-5-1501-3102 POSTAGE                    | 6,649          | 4,289          | 5,924          | 5,000          | 135           | 7,500          |
| 100-5-1501-3103 MACHINE & EQUIP RENTAL     | 1,598          | 699            | 318            | 3,000          | 909           | 1,068          |
| 100-5-1501-3104 TELEPHONE                  | 603            | 578            | 509            | 500            | 368           | 500            |
| 100-5-1501-3110 MISCELLANEOUS              | -              | 431            | -              | 500            | -             | 500            |
| 100-5-1501-4101 CAPITAL OUTLAY             | 1,581          | 46             | -              | 1,500          | -             | 1,500          |
| <b>TOTAL ELECTIONS ADMINISTRATION</b>      | <b>147,120</b> | <b>151,206</b> | <b>145,305</b> | <b>170,191</b> | <b>90,765</b> | <b>169,740</b> |

2015-7666

HILL COUNTY

Budgetary Accounting  
ADOPTED BUDGET 2015-2016

09.15.2015

| 100 - GENERAL - DISTRICT JUDGE             | FY 2012        | FY 2013        | FY 2014        | FY 2015        | 05/31/2015     | FY 2016        |
|--|----------------|----------------|----------------|----------------|----------------|----------------|
| ACCOUNT .....                              | ACTUAL         | ACTUAL         | ACTUAL         | ADOPTED        | Actual         | ADOPTED        |
| 100-5-2101-1103 JUVENILE BOARD SUPPLEMENT  | 2,000          | 1,973          | 2,000          | 4,800          | 3,077          | 4,800          |
| 100-5-2101-1105 STAFF WAGES                | 25,626         | 26,496         | 24,567         | 28,299         | 18,292         | 30,602         |
| 100-5-2101-1107 COURT COORDINATOR          | 29,459         | 30,459         | 31,221         | 32,955         | 26,200         | 32,954         |
| 100-5-2101-1108 COURT REPORTER             | -              | -              | 56,908         | 62,348         | 39,626         | 62,348         |
| 100-5-2101-1112 COUNTY SUPPLEMENT          | 10,000         | 10,027         | 10,000         | 10,000         | 6,411          | 10,000         |
| 100-5-2101-1201 SOCIAL SECURITY & MEDICARE | 5,132          | 5,275          | 9,540          | 10,588         | 7,138          | 10,764         |
| 100-5-2101-1202 UNEMPLOYMENT TAX           | 625            | 715            | 763            | 1,342          | 590            | 1,221          |
| 100-5-2101-1203 RETIREMENT                 | 4,786          | 5,132          | 9,913          | 10,851         | 7,416          | 10,778         |
| 100-5-2101-1204 RETIREMENT LIFE INSURANCE  | 252            | 278            | 530            | 578            | 415            | 661            |
| 100-5-2101-1205 WORKERS COMP               | 287            | 293            | 457            | 253            | 250            | 570            |
| 100-5-2101-1209 HEALTH INSURANCE           | 14,593         | 16,599         | 24,414         | 24,050         | 12,132         | 26,717         |
| 100-5-2101-2301 DUES & MEMBERSHIPS         | 558            | 400            | 550            | 1,674          | 340            | 1,500          |
| 100-5-2101-2302 TRAINING & MILEAGE REIMB   | 1,060          | 2,959          | 4,421          | 4,250          | 719            | 4,250          |
| 100-5-2101-2303 BONDS & INSURANCE          | 2,468          | 2,442          | 2,358          | 2,500          | 1,219          | 2,000          |
| 100-5-2101-2305 CONTRACT SERVICES          | -              | -              | -              | 100            | -              | 100            |
| 100-5-2101-3101 SUPPLIES                   | 2,224          | 2,533          | 1,656          | 2,750          | 1,903          | 2,750          |
| 100-5-2101-3102 POSTAGE                    | 1,209          | 850            | 60             | 1,500          | 266            | 1,500          |
| 100-5-2101-3103 MACHINE & EQUIP RENTAL     | 3,692          | 3,716          | 3,663          | 4,400          | 2,534          | 2,600          |
| 100-5-2101-3104 TELEPHONE                  | 2,689          | 2,375          | 1,860          | 2,800          | 1,172          | 2,000          |
| 100-5-2101-3110 MISCELLANEOUS              | 41             | 1              | 1              | 400            | 338            | 500            |
| 100-5-2101-4101 CAPITAL OUTLAY             | -              | -              | -              | -              | 27             | -              |
| <b>TOTAL DISTRICT JUDGE</b>                | <b>106,701</b> | <b>112,523</b> | <b>184,884</b> | <b>206,438</b> | <b>130,066</b> | <b>208,615</b> |

2015-7666

HILL COUNTY

Budgetary Accounting  
ADOPTED BUDGET 2015-2016

09.15.2015

| 100 - GENERAL - COURT AT LAW JUDGE         | FY 2012        | FY 2013        | FY 2014        | FY 2015        | 05/31/2015     | FY 2016        |
|--|----------------|----------------|----------------|----------------|----------------|----------------|
| ACCOUNT .....                              | ACTUAL         | ACTUAL         | ACTUAL         | ADOPTED        | Actual         | ADOPTED        |
| 100-5-2102-1101 SALARY                     | 59,941         | 63,017         | 65,045         | 65,000         | 76,218         | 65,000         |
| 100-5-2102-1102 STATE SALARY SUPPLEMENT    | 75,000         | 74,589         | 84,123         | 84,000         | 21,173         | 84,000         |
| 100-5-2102-1103 JUVENILE BOARD SUPPLEMENT  | 2,000          | 1,973          | 2,000          | 4,800          | 1,210          | 4,800          |
| 100-5-2102-1107 COURT COORDINATOR          | 29,459         | 30,459         | 31,221         | 32,955         | 21,291         | 32,947         |
| 100-5-2102-1108 COURT REPORTER             | -              | -              | 51,217         | 56,114         | 36,042         | 56,113         |
| 100-5-2102-1201 SOCIAL SECURITY & MEDICARE | 10,824         | 11,311         | 16,028         | 16,298         | 9,706          | 16,390         |
| 100-5-2102-1202 UNEMPLOYMENT TAX           | 333            | 382            | 618            | 864            | 378            | 864            |
| 100-5-2102-1203 RETIREMENT                 | 11,874         | 12,663         | 18,579         | 19,041         | 12,381         | 18,603         |
| 100-5-2102-1204 RETIREMENT LIFE INSURANCE  | 625            | 685            | 994            | 715            | 691            | 1,141          |
| 100-5-2102-1205 WORKERS COMP               | 222            | 721            | 464            | 204            | 492            | 983            |
| 100-5-2102-1209 HEALTH INSURANCE           | 19,147         | 17,523         | 25,409         | 26,720         | 17,849         | 31,305         |
| 100-5-2102-2301 DUES & MEMBERSHIPS         | 340            | 375            | 660            | 1,000          | 35             | 650            |
| 100-5-2102-2302 TRAINING & MILEAGE REIMB   | 1,366          | 1,664          | 3,405          | 3,000          | 620            | 2,000          |
| 100-5-2102-2303 BONDS & INSURANCE          | 71             | -              | -              | 100            | 178            | 300            |
| 100-5-2102-3101 SUPPLIES                   | 1,431          | 1,820          | 1,269          | 2,000          | 1,897          | 2,500          |
| 100-5-2102-3102 POSTAGE                    | 546            | 1,321          | 305            | 750            | 833            | 1,000          |
| 100-5-2102-3103 MACHINE & EQUIP RENTAL     | 2,173          | 2,349          | 2,447          | 2,750          | 1,921          | 2,750          |
| 100-5-2102-3104 TELEPHONE                  | 2,260          | 1,739          | 1,522          | 1,750          | 908            | 1,200          |
| 100-5-2102-3110 MISCELLANEOUS              | 120            | 106            | -              | 250            | -              | 200            |
| 100-5-2102-4101 CAPITAL OUTLAY             | -              | -              | -              | -              | -              | 1,000          |
| <b>TOTAL COURT AT LAW JUDGE</b>            | <b>217,732</b> | <b>222,697</b> | <b>305,306</b> | <b>318,311</b> | <b>203,823</b> | <b>323,746</b> |

2015-7666

| 100 - GENERAL - DISTRICT CLERK             | FY 2012        | FY 2013        | FY 2014        | FY 2015        | 05/31/2015     | FY 2016        |
|--|----------------|----------------|----------------|----------------|----------------|----------------|
| ACCOUNT .....                              | ACTUAL         | ACTUAL         | ACTUAL         | ADOPTED        | Actual         | ADOPTED        |
| 100-5-2105-1101 SALARY                     | 44,289         | 45,656         | 46,758         | 48,161         | 31,140         | 48,161         |
| 100-5-2105-1105 STAFF WAGES                | 135,028        | 150,898        | 149,051        | 163,585        | 104,431        | 169,915        |
| 100-5-2105-1106 PART TIME WAGES            | 14,544         | 11,576         | 12,357         | -              | 3,061          | -              |
| 100-5-2105-1201 SOCIAL SECURITY & MEDICARE | 14,175         | 15,073         | 15,053         | 16,199         | 10,225         | 16,683         |
| 100-5-2105-1202 UNEMPLOYMENT TAX           | 1,816          | 2,026          | 3,762          | 2,054          | 688            | 1,648          |
| 100-5-2105-1203 RETIREMENT                 | 13,500         | 14,606         | 15,630         | 16,601         | 10,741         | 16,705         |
| 100-5-2105-1204 RETIREMENT LIFE INSURANCE  | 711            | 791            | 836            | 953            | 601            | 1,025          |
| 100-5-2105-1205 WORKERS COMP               | 983            | 848            | 815            | 869            | 429            | 883            |
| 100-5-2105-1209 HEALTH INSURANCE           | 40,543         | 42,986         | 43,720         | 48,120         | 22,917         | 57,063         |
| 100-5-2105-2301 DUES & MEMBERSHIPS         | 135            | 135            | 225            | 225            | 50             | 225            |
| 100-5-2105-2302 TRAINING & MILEAGE REIMB   | 2,922          | 4,273          | 2,938          | 3,000          | 2,042          | 3,000          |
| 100-5-2105-2303 BONDS & INSURANCE          | 3,850          | 4,244          | 4,244          | 4,250          | 350            | 4,250          |
| 100-5-2105-2305 CONTRCT SERVICES           | 5,818          | -              | -              | -              | -              | -              |
| 100-5-2105-3101 SUPPLIES                   | 18,909         | 10,759         | 17,564         | 20,000         | 7,741          | 20,000         |
| 100-5-2105-3102 POSTAGE                    | 6,128          | 6,737          | 6,085          | 9,000          | 3,839          | 9,000          |
| 100-5-2105-3103 MACHINE & EQUIP RENTAL     | 5,535          | 5,168          | 5,197          | 6,000          | 3,317          | 6,180          |
| 100-5-2105-3104 TELEPHONE                  | 2,042          | 1,787          | 1,134          | 1,300          | 849            | 1,300          |
| 100-5-2105-4101 CAPITAL OUTLAY             | -              | -              | -              | -              | -              | -              |
| <b>TOTAL DISTRICT CLERK</b>                | <b>310,928</b> | <b>317,563</b> | <b>325,370</b> | <b>340,316</b> | <b>202,420</b> | <b>356,038</b> |

| 100 - GENERAL - DISTRICT ATTORNEY          | FY 2012        | FY 2013        | FY 2014        | FY 2015        | 05/31/2015     | FY 2016        |
|--|----------------|----------------|----------------|----------------|----------------|----------------|
| ACCOUNT .....                              | ACTUAL         | ACTUAL         | ACTUAL         | ADOPTED        | Actual         | ADOPTED        |
| 100-5-2107-1102 DA STATE PROSECUTOR OFFSET | -              | -              | -              | -              | -              | 3,640          |
| 100-5-2107-1103 ASST DA LONGEVITY          | 1,620          | 2,400          | 1,980          | 2,880          | 2,160          | 3,120          |
| 100-5-2107-1105 STAFF WAGES                | 105,970        | 110,225        | 121,524        | 146,611        | 94,038         | 205,668        |
| 100-5-2107-1112 COUNTY SUPPLEMENT          | 12,000         | 12,000         | 11,540         | 14,800         | 10,030         | 14,800         |
| 100-5-2107-1201 SOCIAL SECURITY & MEDICARE | 8,987          | 9,334          | 10,115         | 12,568         | 7,898          | 17,104         |
| 100-5-2107-1202 UNEMPLOYMENT TAX           | 1,297          | 1,610          | 996            | 1,450          | 742            | 2,025          |
| 100-5-2107-1203 RETIREMENT                 | 8,535          | 9,277          | 10,735         | 12,880         | 8,420          | 17,127         |
| 100-5-2107-1204 RETIREMENT LIFE INSURANCE  | 449            | 502            | 574            | 673            | 471            | 1,051          |
| 100-5-2107-1205 WORKERS COMP               | 302            | 63             | 65             | 59             | 40             | 118            |
| 100-5-2107-1209 HEALTH INSURANCE           | 26,017         | 27,749         | 25,853         | 38,145         | 24,216         | 48,803         |
| 100-5-2107-2301 DUES & MEMBERSHIPS         | 660            | 1,255          | 1,081          | 750            | 665            | 1,500          |
| 100-5-2107-2302 TRAINING & MILEAGE REIMB   | 3,367          | 1,223          | 1,052          | 3,500          | 589            | 4,000          |
| 100-5-2107-2303 BONDS & INSURANCE          | 4,985          | 3,727          | 3,329          | 3,750          | 3,721          | 3,900          |
| 100-5-2107-2408 WITNESS & EVIDENCE         | -              | -              | 299            | 1,000          | 954            | 1,500          |
| 100-5-2107-3101 SUPPLIES                   | 7,715          | 6,072          | 5,530          | 7,000          | 4,012          | 7,400          |
| 100-5-2107-3102 POSTAGE                    | 1,487          | 2,047          | 924            | 2,200          | 719            | 2,200          |
| 100-5-2107-3103 MACHINE & EQUIP RENTAL     | 2,529          | 2,682          | 2,795          | 2,500          | 2,239          | 3,000          |
| 100-5-2107-3104 TELEPHONE                  | 2,333          | 2,530          | 1,663          | 1,500          | 1,118          | 1,700          |
| 100-5-2107-3110 MISCELLANEOUS              | 254            | 253            | 228            | 250            | -              | 250            |
| <b>TOTAL DISTRICT ATTORNEY</b>             | <b>188,507</b> | <b>192,949</b> | <b>200,282</b> | <b>252,516</b> | <b>162,030</b> | <b>338,906</b> |

2015-7666

| 100 - GENERAL - COUNTY ATTORNEY            | FY 2012        | FY 2013        | FY 2014        | FY 2015        | 05/31/2015     | FY 2016        |
|--|----------------|----------------|----------------|----------------|----------------|----------------|
| ACCOUNT .....                              | ACTUAL         | ACTUAL         | ACTUAL         | ADOPTED        | Actual         | ADOPTED        |
| 100-5-2108-1101 SALARY                     | 71,710         | 73,021         | 73,862         | 73,862         | 47,757         | 73,862         |
| 100-5-2108-1102 STATE SALARY SUPPLEMENT    | 53,290         | 52,371         | 66,138         | 66,138         | 42,763         | 66,138         |
| 100-5-2108-1103 ASST CA LONGEVITY          | 840            | 780            | -              | -              | -              | -              |
| 100-5-2108-1105 STAFF WAGES                | 130,634        | 146,942        | 124,573        | 140,152        | 85,297         | 125,251        |
| 100-5-2108-1106 PART TIME WAGES            | -              | -              | -              | -              | -              | 16,224         |
| 100-5-2108-1201 SOCIAL SECURITY & MEDICARE | 18,253         | 18,876         | 19,826         | 20,006         | 11,859         | 20,200         |
| 100-5-2108-1202 UNEMPLOYMENT TAX           | 1,875          | 1,866          | 2,913          | 1,359          | 585            | 2,730          |
| 100-5-2108-1203 RETIREMENT                 | 18,356         | 20,370         | 21,093         | 21,964         | 13,990         | 21,561         |
| 100-5-2108-1204 RETIREMENT LIFE INSURANCE  | 966            | 1,885          | 345            | 1,261          | 782            | 1,323          |
| 100-5-2108-1205 WORKERS COMP               | 486            | 123            | 149            | 136            | 73             | 149            |
| 100-5-2108-1209 HEALTH INSURANCE           | 35,844         | 45,004         | 40,494         | 39,850         | 29,285         | 38,840         |
| 100-5-2108-2301 DUES & MEMBERSHIPS         | 895            | 870            | 805            | 1,155          | 755            | 1,155          |
| 100-5-2108-2302 TRAINING & MILEAGE REIMB   | 4,222          | 5,153          | 7,389          | 4,800          | 2,174          | 5,000          |
| 100-5-2108-2303 BONDS & INSURANCE          | 33             | 187            | 225            | 300            | 83             | 300            |
| 100-5-2108-3101 SUPPLIES                   | 3,783          | 3,927          | 3,106          | 3,800          | 3,032          | 4,000          |
| 100-5-2108-3102 POSTAGE                    | -              | 330            | 375            | 475            | 22             | 475            |
| 100-5-2108-3103 MACHINE & EQUIP RENTAL     | 3,097          | 2,947          | 4,035          | 4,181          | 3,677          | 5,451          |
| 100-5-2108-3104 TELEPHONE                  | 4,347          | 3,478          | 2,890          | 3,000          | 1,888          | 3,000          |
| 100-5-2108-3110 MISCELLANEOUS              | 25             | 19             | 2,575          | -              | 3              | -              |
| <b>TOTAL COUNTY ATTORNEY</b>               | <b>348,656</b> | <b>378,149</b> | <b>370,794</b> | <b>382,439</b> | <b>244,025</b> | <b>385,659</b> |

**2015-7666**  
 Budgetary Accounting  
 ADOPTED BUDGET 2015-2016

| 100 - GENERAL - COUNTY ATTORNEY EXCESS     | FY 2012       | FY 2013      | FY 2014      | FY 2015      | 05/31/2015   | FY 2016      |
|--|---------------|--------------|--------------|--------------|--------------|--------------|
| SALARY ACCOUNT .....                       | ACTUAL        | ACTUAL       | ACTUAL       | ADOPTED      | Actual       | ADOPTED      |
| 100-5-2109-1105 STAFF WAGES                | 10,073        | 4,370        | 2,620        | 2,600        | 1,680        | 2,600        |
| 100-5-2109-1201 SOCIAL SECURITY & MEDICARE | 742           | 327          | 200          | 199          | 129          | 199          |
| 100-5-2109-1202 UNEMPLOYMENT TAX           | -             | -            | -            | 25           | -            | 25           |
| 100-5-2109-1203 RETIREMENT                 | 719           | 315          | 208          | 204          | 133          | 199          |
| 100-5-2109-1204 RETIREMENT LIFE INSURANCE  | 38            | 17           | 11           | 12           | 7            | 12           |
| 100-5-2109-1205 WORKERS COMP               | -             | -            | 1            |              | 1            | 1            |
| 100-5-2109-1209 HEALTH INSURANCE           | 1,247         | 549          | 313          | 400          | 211          | 400          |
| 100-5-2109-3101 SUPPLIES                   | -             | -            | -            |              | -            | -            |
| 100-5-2109-3102 POSTAGE                    | -             | -            | -            |              | -            | -            |
| 100-5-2109-3110 MISCELLANEOUS              | -             | -            | -            |              | -            | -            |
| 100-5-2109-3117 CO ATTY EXCESS SALARY      | -             | -            | -            | 3,584        | -            | 4,064        |
| <b>TOTAL COUNTY ATTORNEY EXCESS</b>        | <b>12,819</b> | <b>5,578</b> | <b>3,353</b> | <b>7,024</b> | <b>2,161</b> | <b>7,500</b> |



2015-7666

HILL COUNTY

Budgetary Accounting  
ADOPTED BUDGET 2015-2016

09.15.2015

| 100 - GENERAL - JP#1 WHITNEY - WARD        | FY 2012       | FY 2013        | FY 2014        | FY 2015        | 05/31/2015    | FY 2016        |
|--|---------------|----------------|----------------|----------------|---------------|----------------|
| ACCOUNT .....                              | ACTUAL        | ACTUAL         | ACTUAL         | ADOPTED        | Actual        | ADOPTED        |
| 100-5-2114-1101 SALARY                     | 34,422        | 35,445         | 36,351         | 37,432         | 24,715        | 37,432         |
| 100-5-2114-1105 STAFF WAGES                | 27,622        | 28,560         | 29,275         | 30,077         | 19,434        | 30,077         |
| 100-5-2114-1106 PART TIME WAGES            | -             | -              | -              | -              | -             | -              |
| 100-5-2114-1201 SOCIAL SECURITY & MEDICARE | 4,196         | 4,319          | 4,477          | 5,164          | 3,026         | 5,164          |
| 100-5-2114-1202 UNEMPLOYMENT TAX           | 312           | 358            | 205            | 292            | 127           | 292            |
| 100-5-2114-1203 RETIREMENT                 | 4,425         | 4,763          | 5,216          | 5,293          | 3,499         | 5,171          |
| 100-5-2114-1204 RETIREMENT LIFE INSURANCE  | 233           | 258            | 279            | 304            | 196           | 317            |
| 100-5-2114-1205 WORKERS COMP               | 316           | 272            | 261            | 279            | 137           | 273            |
| 100-5-2114-1209 HEALTH INSURANCE           | 18,760        | 19,217         | 20,000         | 20,100         | 13,399        | 21,412         |
| 100-5-2114-2301 DUES & MEMBERSHIPS         | -             | -              | -              | -              | 60            | 60             |
| 100-5-2114-2302 TRAINING & MILEAGE REIMB   | 1,091         | 1,432          | 1,188          | 2,000          | 1,127         | 2,000          |
| 100-5-2114-2303 BONDS & INSURANCE          | 100           | 100            | 100            | 100            | 50            | 100            |
| 100-5-2114-2304 COURTROOM RENT             | 225           | 600            | 450            | 500            | 500           | 500            |
| 100-5-2114-3101 SUPPLIES                   | 994           | 659            | 889            | 1,500          | 369           | 1,500          |
| 100-5-2114-3102 POSTAGE                    | 261           | 379            | 561            | 500            | 42            | 500            |
| 100-5-2114-3103 MACHINE & EQUIP RENTAL     | -             | -              | -              | -              | -             | -              |
| 100-5-2114-3104 TELEPHONE                  | 2,084         | 2,241          | 2,625          | 2,500          | 1,521         | 2,500          |
| 100-5-2114-3105 OFFICE RENT                | 1,225         | 1,564          | 1,860          | 2,500          | 937           | 2,500          |
| 100-5-2114-3110 MISCELLANEOUS              | 1,111         | 697            | 519            | 500            | 442           | 500            |
| 100-5-2114-4101 CAPITAL OUTLAY             | -             | -              | -              | -              | -             | -              |
| 100-5-2114-4102 JP TECH EQUIPMENT          | 730           | 173            | -              | -              | -             | -              |
| <b>TOTAL JP #1 WHITNEY-WARD</b>            | <b>98,107</b> | <b>101,037</b> | <b>104,255</b> | <b>109,041</b> | <b>69,580</b> | <b>110,298</b> |

2015-7666

HILL COUNTY

Budgetary Accounting  
ADOPTED BUDGET 2015-2016

09.15.2015

| 100 - GENERAL - JP #2 HILLSBORO - BRASSELL | FY 2012        | FY 2013        | FY 2014        | FY 2015        | 05/31/2015    | FY 2016        |
|--|----------------|----------------|----------------|----------------|---------------|----------------|
| ACCOUNT .....                              | ACTUAL         | ACTUAL         | ACTUAL         | ADOPTED        | Actual        | ADOPTED        |
| 100-5-2111-1101 SALARY                     | 42,454         | 43,716         | 44,833         | 37,432         | 23,792        | 37,432         |
| 100-5-2111-1105 STAFF WAGES                | 50,752         | 51,828         | 29,183         | 30,077         | 19,434        | 30,077         |
| 100-5-2111-1106 PART-TIME                  |                |                |                | -              |               | 15,972         |
| 100-5-2111-1112 JAIL MAGISTRATE SUPPLEMENT | -              | -              | -              | 8,500          | 5,403         | 8,500          |
| 100-5-2111-1201 SOCIAL SECURITY & MEDICARE | 6,863          | 7,028          | 5,393          | 5,815          | 3,515         | 7,037          |
| 100-5-2111-1202 UNEMPLOYMENT TAX           | 574            | 655            | 1,054          | 292            | 127           | 447            |
| 100-5-2111-1203 RETIREMENT                 | 6,648          | 7,110          | 5,883          | 5,959          | 3,855         | 7,046          |
| 100-5-2111-1204 RETIREMENT LIFE INSURANCE  | 350            | 385            | 315            | 207            | 215           | 432            |
| 100-5-2111-1205 WORKERS COMP               | 482            | 416            | 295            | 426            | 154           | 372            |
| 100-5-2111-1209 HEALTH INSURANCE           | 26,715         | 27,269         | 20,172         | 19,920         | 12,218        | 21,029         |
| 100-5-2111-2301 DUES & MEMBERSHIPS         | -              | -              | -              | -              | -             | 355            |
| 100-5-2111-2302 TRAINING & MILEAGE REIMB   | 1,516          | 2,554          | 1,694          | 2,500          | 1,593         | 2,500          |
| 100-5-2111-2303 BONDS & INSURANCE          | 150            | 150            | 100            | 300            | 278           | 300            |
| 100-5-2111-2305 CONTRACT SERVICES          |                |                |                |                |               | -              |
| 100-5-2111-3101 SUPPLIES                   | 3,307          | 1,898          | 2,881          | 4,000          | 2,841         | 3,500          |
| 100-5-2111-3102 POSTAGE                    | 1,731          | 1,658          | 1,710          | 1,750          | -             | 1,750          |
| 100-5-2111-3103 MACHINE & EQUIP RENTAL     | 2,136          | 2,360          | 1,537          | 2,000          | 1,007         | 2,000          |
| 100-5-2111-3104 TELEPHONE                  | 2,611          | 2,616          | 2,650          | 2,900          | 1,450         | 2,200          |
| 100-5-2111-3110 MISCELLANEOUS              | 242            | 258            | 120            | 250            | 204           | 250            |
| 100-5-2111-4101 CAPITAL OUTLAY             | -              | -              | -              | -              | -             | -              |
| 100-5-2111-4102 JP TECH EQUIPMENT          | -              | -              | -              | -              | -             | -              |
| <b>TOTAL JP #2 HILLSBORO- MILBURN</b>      | <b>146,531</b> | <b>149,901</b> | <b>117,818</b> | <b>122,327</b> | <b>76,086</b> | <b>141,199</b> |

**2015-7666**  
 Budgetary Accounting  
 ADOPTED BUDGET 2015-2016

| 100 - GENERAL -JP #3 HUBBARD - HENLEY      | FY 2012       | FY 2013       | FY 2014       | FY 2015        | 05/31/2015    | FY 2016        |
|--|---------------|---------------|---------------|----------------|---------------|----------------|
| ACCOUNT .....                              | ACTUAL        | ACTUAL        | ACTUAL        | ADOPTED        | Actual        | ADOPTED        |
| 100-5-2113-1101 SALARY                     | 34,422        | 35,455        | 36,341        | 37,432         | 24,203        | 37,432         |
| 100-5-2113-1105 STAFF WAGES                | -             | 23,747        | 4,404         | 30,077         | 16,169        | 30,077         |
| 100-5-2113-1106 PART-TIME WAGES            | 24,761        | 5,404         | 16,065        | -              | 2,408         | -              |
| 100-5-2113-1201 SOCIAL SECURITY & MEDICARE | 4,527         | 4,851         | 4,346         | 5,164          | 3,273         | 5,164          |
| 100-5-2113-1202 UNEMPLOYMENT TAX           | 309           | 349           | 156           | 292            | 120           | 292            |
| 100-5-2113-1203 RETIREMENT                 | 3,000         | 4,741         | 4,446         | 5,293          | 3,381         | 5,171          |
| 100-5-2113-1204 RETIREMENT LIFE INSURANCE  | 158           | 257           | 238           | 304            | 189           | 317            |
| 100-5-2113-1205 WORKERS COMP               | 294           | 272           | 230           | 279            | 137           | 273            |
| 100-5-2113-1209 HEALTH INSURANCE           | -             | 7,024         | -             | 9,750          | 3,537         | 8,906          |
| 100-5-2113-2301 DUES & MEMBERSHIPS         | -             | -             | -             | -              | -             | -              |
| 100-5-2113-2302 TRAINING & MILEAGE REIMB   | 1,239         | 842           | 1,407         | 1,250          | 1,178         | 1,250          |
| 100-5-2113-2303 BONDS & INSURANCE          | 50            | 143           | 50            | 370            | 50            | 370            |
| 100-5-2113-3101 SUPPLIES                   | 735           | 516           | 1,135         | 1,200          | 311           | 1,200          |
| 100-5-2113-3102 POSTAGE                    | 402           | 226           | 352           | 800            | 98            | 800            |
| 100-5-2113-3104 TELEPHONE                  | 2,695         | 2,818         | 1,383         | 2,200          | 824           | 2,200          |
| 100-5-2113-3105 OFFICE RENT                | 2,400         | 3,600         | 3,515         | 3,600          | 2,984         | 3,600          |
| 100-5-2113-3110 MISCELLANEOUS              | 240           | 240           | 473           | 250            | -             | 250            |
| 100-5-2113-3201 UTILITIES                  | -             | -             | -             | 3,600          | 2,907         | 3,600          |
| 100-5-2113-4101 CAPITAL OUTLAY             | -             | -             | 3,600         | 350            | -             | 350            |
| 100-5-2113-4102 JP TECH EQUIPMENT          | -             | -             | -             | -              | -             | -              |
| <b>TOTAL JP # 3</b>                        | <b>75,232</b> | <b>90,485</b> | <b>78,139</b> | <b>102,211</b> | <b>61,769</b> | <b>101,252</b> |

**2015-7666**  
 Budgetary Accounting  
 ADOPTED BUDGET 2015-2016

| <b>100 - GENERAL - JP #4 ITASCA - JONES</b> |                |                |                |                |               |                |
|---|----------------|----------------|----------------|----------------|---------------|----------------|
| ACCOUNT .....                               | FY 2012        | FY 2013        | FY 2014        | FY 2015        | 05/31/2015    | FY 2016        |
|   | ACTUAL         | ACTUAL         | ACTUAL         | ADOPTED        | Actual        | ADOPTED        |
| 100-5-2112-1101 SALARY                      | 34,422         | 35,455         | 36,341         | 37,432         | 24,203        | 37,432         |
| 100-5-2112-1105 STAFF WAGES                 | 27,622         | 28,560         | 29,275         | 30,077         | 19,434        | 30,077         |
| 100-5-2112-1106 PART TIME WAGES             | -              | -              | -              | -              | -             | -              |
| 100-5-2112-1201 SOCIAL SECURITY & MEDICARE  | 4,238          | 4,365          | 4,516          | 5,164          | 2,987         | 5,164          |
| 100-5-2112-1202 UNEMPLOYMENT TAX            | 312            | 358            | 205            | 292            | 127           | 292            |
| 100-5-2112-1203 RETIREMENT                  | 4,426          | 4,765          | 5,219          | 5,293          | 3,457         | 5,171          |
| 100-5-2112-1204 RETIREMENT LIFE INSURANCE   | 233            | 258            | 279            | 304            | 193           | 317            |
| 100-5-2112-1205 WORKERS COMP                | 316            | 272            | 261            | 279            | 137           | 273            |
| 100-5-2112-1209 HEALTH INSURANCE            | 18,668         | 19,217         | 20,000         | 20,100         | 13,399        | 21,412         |
| 100-5-2112-2301 DUES & MEMBERSHIPS          | -              | -              | -              | -              | -             | 120            |
| 100-5-2112-2302 TRAINING & MILEAGE REIMB    | 1,243          | 2,583          | 553            | 1,500          | 820           | 1,500          |
| 100-5-2112-2303 BONDS & INSURANCE           | 121            | 50             | 50             | 100            | 93            | 100            |
| 100-5-2112-2304 COURTROOM RENT              | -              | -              | -              | -              | -             | -              |
| 100-5-2112-3101 SUPPLIES                    | 1,592          | 1,629          | 1,934          | 2,000          | 739           | 2,000          |
| 100-5-2112-3102 POSTAGE                     | 451            | 449            | 631            | 850            | 294           | 850            |
| 100-5-2112-3104 TELEPHONE                   | 2,623          | 2,231          | 2,464          | 2,600          | 1,374         | 2,600          |
| 100-5-2112-3105 OFFICE RENT                 | 3,300          | 3,300          | 3,300          | 3,300          | 1,925         | 3,300          |
| 100-5-2112-3110 MISCELLANEOUS               | 30             | 138            | 132            | 250            | 60            | 250            |
| 100-5-2112-3201 UTILITIES                   | 1,006          | 1,081          | 1,360          | 1,800          | 700           | 1,800          |
| 100-5-2112-4101 CAPITAL OUTLAY              | -              | -              | -              | -              | -             | -              |
| 100-5-2112-4102 JP TECH EQUIPMENT           | -              | -              | -              | -              | -             | -              |
| <b>TOTAL JP #4 ITASCA-JONES</b>             | <b>100,603</b> | <b>104,711</b> | <b>106,519</b> | <b>111,341</b> | <b>69,942</b> | <b>112,658</b> |

**2015-7666**  
 Budgetary Accounting  
 ADOPTED BUDGET 2015-2016

| <b>100 - GENERAL - CONSTABLE #1-WHITNEY-WILKINS</b> |                |                |                |                |                   |                |
|---|----------------|----------------|----------------|----------------|-------------------|----------------|
| <b>ACCOUNT .....</b>                                | <b>FY 2012</b> | <b>FY 2013</b> | <b>FY 2014</b> | <b>FY 2015</b> | <b>05/31/2015</b> | <b>FY 2016</b> |
|   | <b>ACTUAL</b>  | <b>ACTUAL</b>  | <b>ACTUAL</b>  | <b>ADOPTED</b> | <b>Actual</b>     | <b>ADOPTED</b> |
| 100-5-2274-1101 SALARY                              | 34,422         | 35,455         | 36,341         | 37,432         | 24,203            | 37,432         |
| 100-5-2274-1201 SOCIAL SECURITY & MEDICARE          | 2,633          | 2,687          | 2,757          | 2,864          | 1,835             | 2,864          |
| 100-5-2274-1202 UNEMPLOYMENT TAX                    | -              | -              | -              | -              | -                 | -              |
| 100-5-2274-1203 RETIREMENT                          | 2,455          | 2,639          | 2,890          | 2,935          | 1,918             | 2,867          |
| 100-5-2274-1204 RETIREMENT LIFE INSURANCE           | 129            | 143            | 155            | 168            | 107               | 176            |
| 100-5-2274-1205 WORKERS COMP                        | 747            | 643            | 712            | 761            | 387               | 774            |
| 100-5-2274-1209 HEALTH INSURANCE                    | 7,896          | 8,131          | 8,440          | 8,490          | 5,660             | 8,906          |
| 100-5-2274-2302 TRAINING & MILEAGE REIMB            | 462            | 125            | 323            | 750            | 393               | 750            |
| 100-5-2274-2303 BONDS & INSURANCE                   | 942            | 917            | 924            | 900            | 100               | 900            |
| 100-5-2274-3101 SUPPLIES                            | 566            | 495            | 442            | 600            | 79                | 600            |
| 100-5-2274-3102 POSTAGE                             | 37             | 51             | 90             | 200            | 75                | 200            |
| 100-5-2274-3104 TELEPHONE                           | 1,105          | 1,142          | 1,012          | 1,250          | 628               | 1,250          |
| 100-5-2274-3107 REPAIRS                             | 137            | 948            | 889            | 1,000          | 85                | 1,000          |
| 100-5-2274-3110 MISCELLANEOUS                       | 415            | -              | -              | 200            | -                 | 200            |
| 100-5-2274-3202 FUEL                                | 3,678          | 3,446          | 3,889          | 4,500          | 878               | 4,000          |
| 100-5-2274-3602 RADIO                               | -              | -              | -              | 150            | 71                | 150            |
| 100-5-2274-3603 SECURITY EQUIPMENT                  | 163            | 1,859          | -              | 600            | -                 | 600            |
| 100-5-2274-3604 UNIFORMS                            | -              | -              | -              | 500            | -                 | 250            |
| 100-5-2274-4101 CAPITAL OUTLAY                      | -              | -              | -              | -              | -                 | -              |
| 100-5-2274-8103 CAPITAL LEASE                       | 8,951          | 8,951          | 9,048          | -              | -                 | -              |
| <b>TOTAL CONSTABLE #1-WHITNEY-WILKINS</b>           | <b>64,738</b>  | <b>67,632</b>  | <b>67,913</b>  | <b>63,300</b>  | <b>36,419</b>     | <b>62,919</b>  |

| 100 - GENERAL - CONSTABLE #2-HILLSBORO-BLEDSOE |               |               |               |               |               |               |
|--|---------------|---------------|---------------|---------------|---------------|---------------|
| ACCOUNT .....                                  | FY 2012       | FY 2013       | FY 2014       | FY 2015       | 05/31/2015    | FY 2016       |
|  | ACTUAL        | ACTUAL        | ACTUAL        | ADOPTED       | Actual        | ADOPTED       |
| 100-5-2271-1101 SALARY                         | 34,422        | 35,445        | 36,351        | 37,432        | 24,715        | 37,432        |
| 100-5-2271-1201 SOCIAL SECURITY & MEDICARE     | 2,125         | 2,179         | 2,278         | 2,864         | 1,539         | 2,864         |
| 100-5-2271-1202 UNEMPLOYMENT TAX               | -             | -             | -             | -             | -             | -             |
| 100-5-2271-1203 RETIREMENT                     | 2,454         | 2,637         | 2,888         | 2,935         | 1,959         | 2,867         |
| 100-5-2271-1204 RETIREMENT LIFE INSURANCE      | 129           | 143           | 154           | 168           | 109           | 176           |
| 100-5-2271-1205 WORKERS COMP                   | 747           | 643           | 712           | 761           | 387           | 774           |
| 100-5-2271-1209 HEALTH INSURANCE               | 10,772        | 11,086        | 11,560        | 11,610        | 7,740         | 12,506        |
| 100-5-2271-2302 TRAINING & MILEAGE REIMB       | 336           | 538           | 657           | 1,000         | 545           | 1,000         |
| 100-5-2271-2303 BONDS & INSURANCE              | 942           | 817           | 924           | 900           | 100           | 900           |
| 100-5-2271-3101 SUPPLIES                       | 464           | 325           | 251           | 600           | -             | 800           |
| 100-5-2271-3102 POSTAGE                        | 56            | 102           | 107           | 200           | 60            | 300           |
| 100-5-2271-3104 TELEPHONE                      | 1,043         | 1,272         | 1,287         | 1,250         | 898           | 1,250         |
| 100-5-2271-3107 REPAIRS                        | 551           | 573           | 415           | 1,000         | 168           | 1,500         |
| 100-5-2271-3110 MISCELLANEOUS                  | 269           | 60            | 60            | 200           | 60            | 200           |
| 100-5-2271-3202 FUEL                           | 3,660         | 3,449         | 3,551         | 4,500         | 1,868         | 4,000         |
| 100-5-2271-3602 RADIO                          | -             | -             | -             | 150           | -             | 150           |
| 100-5-2271-3603 SECURITY EQUIPMENT             | -             | -             | -             | 600           | -             | 600           |
| 100-5-2271-3604 UNIFORMS                       | -             | -             | -             | 500           | -             | 250           |
| 100-5-2271-4101 CAPITAL OUTLAY                 | -             | -             | -             | -             | -             | -             |
| 100-5-2271-8103 CAPITAL LEASE                  | 8,951         | 8,951         | 9,037         | -             | -             | -             |
| <b>TOTAL CONSTABLE #2 HILLSBORO-BLEDSOE</b>    | <b>66,921</b> | <b>68,220</b> | <b>70,233</b> | <b>66,670</b> | <b>40,149</b> | <b>67,569</b> |

**2015-7666**  
 Budgetary Accounting  
 ADOPTED BUDGET 2015-2016

| 100 - GENERAL - CONSTABLE #3-HUBBARD-FOWLER | FY 2012       | FY 2013       | FY 2014         | FY 2015         | 05/31/2015      | FY 2016       |
|---|---------------|---------------|-----------------|-----------------|-----------------|---------------|
| ACCOUNT .....                               | ACTUAL        | ACTUAL        | ACTUAL          | ADOPTED         | Actual          | ADOPTED       |
| 100-5-2273-1101 SALARY                      | 34,422        | 35,455        | 36,341.0        | 37,432          | 24,202.6        | 37,432        |
| 100-5-2273-1201 SOCIAL SECURITY & MEDICARE  | 2,554         | 2,629         | 2,697.4         | 2,864           | 1,844.3         | 2,864         |
| 100-5-2273-1202 UNEMPLOYMENT TAX            | -             | -             | -               | -               | -               | -             |
| 100-5-2273-1203 RETIREMENT                  | 2,455         | 2,639         | 2,890.1         | 2,935           | 1,917.7         | 2,867         |
| 100-5-2273-1204 RETIREMENT LIFE INSURANCE   | 129           | 143           | 155.0           | 168             | 107.2           | 176           |
| 100-5-2273-1205 WORKERS COMP                | 747           | 643           | 712.3           | 761             | 387.0           | 774           |
| 100-5-2273-1209 HEALTH INSURANCE            | 9,706         | 9,393         | 9,689.8         | 9,740           | 5,867.5         | 8,906         |
| 100-5-2273-2302 TRAINING & MILEAGE REIMB    | 281           | 205           | 805.0           | 900             | -               | 900           |
| 100-5-2273-2303 BONDS & INSURANCE           | 798           | 917           | 924.2           | 900             | 100.0           | 900           |
| 100-5-2273-3101 SUPPLIES                    | 239           | 349           | 365.3           | 600             | -               | 600           |
| 100-5-2273-3102 POSTAGE                     | -             | -             | -               | 250             | -               | 250           |
| 100-5-2273-3104 TELEPHONE                   | 705           | 741           | 729.2           | 1,250           | 483.5           | 1,250         |
| 100-5-2273-3107 REPAIRS                     | 131           | 1,106         | 979.5           | 1,000           | 568.8           | 1,000         |
| 100-5-2273-3110 MISCELLANEOUS               | 357           | 108           | -               | 200             | -               | 200           |
| 100-5-2273-3202 FUEL                        | 4,006         | 3,650         | 3,789.1         | 4,500           | 298.4           | 4,000         |
| 100-5-2273-3602 RADIO                       | 98            | 237           | -               | 150             | 432.2           | 150           |
| 100-5-2273-3603 SECURITY EQUIPMENT          | -             | -             | 297.8           | 600             | -               | 600           |
| 100-5-2273-3604 UNIFORMS                    | -             | -             | -               | 500             | -               | 250           |
| 100-5-2273-4101 CAPITAL OUTLAY              | -             | -             | -               | -               | -               | -             |
| 100-5-2273-8103 CAPITAL LEASE               | 8,951         | 8,951         | 9,042.6         | -               | -               | -             |
| <b>TOTAL CONSTABLE #3</b>                   | <b>65,579</b> | <b>67,165</b> | <b>69,418.3</b> | <b>64,749.7</b> | <b>36,209.2</b> | <b>63,119</b> |

| 100 - GENERAL - CONSTABLE #4-ITASCA-VAUGHN | FY 2012       | FY 2013       | FY 2014       | FY 2015       | 05/31/2015    | FY 2016       |
|--|---------------|---------------|---------------|---------------|---------------|---------------|
| ACCOUNT .....                              | ACTUAL        | ACTUAL        | ACTUAL        | ADOPTED       | Actual        | ADOPTED       |
| 100-5-2272-1101 SALARY                     | 34,422        | 35,455        | 36,341        | 37,432        | 24,203        | 37,432        |
| 100-5-2272-1201 SOCIAL SECURITY & MEDICARE | 2,633         | 2,712         | 2,780         | 2,864         | 1,852         | 2,864         |
| 100-5-2272-1202 UNEMPLOYMENT TAX           | -             | -             | -             | -             | -             | -             |
| 100-5-2272-1203 RETIREMENT                 | 2,454         | 2,638         | 2,890         | 2,935         | 1,918         | 2,867         |
| 100-5-2272-1204 RETIREMENT LIFE INSURANCE  | 129           | 143           | 155           | 168           | 107           | 176           |
| 100-5-2272-1205 WORKERS COMP               | 747           | 643           | 712           | 761           | 387           | 774           |
| 100-5-2272-1209 HEALTH INSURANCE           | 7,896         | 8,131         | 8,440         | 8,490         | 5,660         | 8,906         |
| 100-5-2272-2302 TRAINING & MILEAGE REIMB   | 255           | 702           | 2,387         | 2,250         | 432           | 2,250         |
| 100-5-2272-2303 BONDS & INSURANCE          | 1,862         | 967           | 874           | 900           | 50            | 900           |
| 100-5-2272-3101 SUPPLIES                   | 624           | 708           | 2,574         | 1,900         | 306           | 1,900         |
| 100-5-2272-3102 POSTAGE                    | 117           | 58            | -             | 250           | -             | 250           |
| 100-5-2272-3104 TELEPHONE                  | 656           | 482           | 495           | 1,250         | 550           | 1,250         |
| 100-5-2272-3107 REPAIRS                    | 800           | 649           | 457           | 1,000         | 2,241         | 1,500         |
| 100-5-2272-3110 MISCELLANEOUS              | 220           | 247           | 110           | 200           | 50            | 200           |
| 100-5-2272-3202 FUEL                       | 1,720         | 3,932         | 4,012         | 4,500         | 1,769         | 4,000         |
| 100-5-2272-3602 RADIO                      | -             | -             | -             | 150           | -             | 150           |
| 100-5-2272-3603 SECURITY EQUIPMENT         | -             | 543           | 1,484         | 600           | -             | 600           |
| 100-5-2272-3604 UNIFORMS                   | -             | -             | -             | 500           | 54            | 250           |
| 100-5-2272-4101 CAPITAL OUTLAY             | -             | 7,081         | -             | -             | -             | -             |
| 100-5-2272-8103 CAPITAL LEASE              | 8,951         | 8,951         | 9,043         | -             | -             | -             |
| <b>TOTAL CONSTABLE #4 ITASCA-VAUGHN</b>    | <b>63,486</b> | <b>74,042</b> | <b>72,754</b> | <b>66,150</b> | <b>39,578</b> | <b>66,269</b> |



| 100 - GENERAL - COURTHOUSE SECURITY ( BALIFF ) | FY 2012        | FY 2013        | FY 2014        | FY 2015        | 05/31/2015     | FY 2016        |
|--|----------------|----------------|----------------|----------------|----------------|----------------|
| ACCOUNT .....                                  | ACTUAL         | ACTUAL         | ACTUAL         | ADOPTED        | Actual         | ADOPTED        |
| 100-5-3101-1101 SALARY                         | -              | -              | -              | -              | -              | -              |
| 100-5-3101-1105 STAFF WAGES                    | 104,272        | 95,402         | 142,783        | 177,240        | 108,503        | 170,164        |
| 100-5-3101-1201 SOCIAL SECURITY & MEDICARE     | 7,914          | 7,209          | 10,553         | 13,559         | 8,061          | 13,018         |
| 100-5-3101-1202 UNEMPLOYMENT TAX               | 1,171          | 1,487          | 1,421          | 1,719          | 701            | 1,651          |
| 100-5-3101-1203 RETIREMENT                     | 7,440          | 7,129          | 11,349         | 13,896         | 8,591          | 13,035         |
| 100-5-3101-1204 RETIREMENT LIFE INSURANCE      | 391            | 387            | 607            | 798            | 481            | 800            |
| 100-5-3101-1205 WORKERS COMP                   | 2,348          | 2,020          | 3,399          | 2,392          | 1,833          | 3,519          |
| 100-5-3101-1209 HEALTH INSURANCE               | 23,381         | 18,113         | 30,330         | 38,325         | 23,543         | 36,993         |
| 100-5-3101-2303 BONDS & INSURANCE              | 2,221          | 2,353          | 2,768          | 2,440          | -              | 3,000          |
| 100-5-3101-3104 TELEPHONE                      | 555            | 501            | 602            | 500            | 365            | 1,000          |
| 100-5-3101-3107 REPAIRS                        | 4,449          | 6,879          | 1,573          | 2,000          | -              | 3,000          |
| 100-5-3101-3202 FUEL                           | 4,329          | 3,732          | 3,803          | 4,500          | 2,258          | 4,500          |
| 100-5-3101-3604 UNIFORMS                       |                |                |                |                |                | 750            |
| 100-5-3101-4101 CAPITAL OUTLAY                 | -              | -              | -              | 3,250          | -              | -              |
| <b>TOTAL COURTHOUSE SECURITY ( BALIFF )</b>    | <b>158,471</b> | <b>145,212</b> | <b>209,189</b> | <b>260,618</b> | <b>154,336</b> | <b>251,430</b> |

| 100 - GENERAL - SHERIFF DEPT/LAW ENF.        | FY 2012          | FY 2013          | FY 2014          | FY 2015          | 05/31/2015       | FY 2016          |
|--|------------------|------------------|------------------|------------------|------------------|------------------|
| ACCOUNT .....                                | ACTUAL           | ACTUAL           | ACTUAL           | ADOPTED          | Actual           | ADOPTED          |
| 100-5-3102-1101 SALARY                       | 50,559           | 51,838           | 52,695           | 54,728           | 34,175           | 54,729           |
| 100-5-3102-1105 STAFF WAGES                  | 867,132          | 917,735          | 958,815          | 1,006,336        | 640,055          | 1,031,587        |
| 100-5-3102-1116 GRANT SUPPLEMENT             | -                | -                | 3,213            | -                | -                | -                |
| 100-5-3102-1118 LAKE PATROL WAGES            | 25,788           | 25,102           | 25,792           | 27,000           | 5,645            | 27,000           |
| 100-5-3102-1201 SOCIAL SECURITY & MEDICARE   | 70,455           | 73,958           | 77,062           | 83,237           | 50,562           | 85,169           |
| 100-5-3102-1202 UNEMPLOYMENT TAX             | 10,172           | 12,101           | 15,125           | 10,554           | 4,096            | 10,268           |
| 100-5-3102-1203 RETIREMENT                   | 67,318           | 74,152           | 82,748           | 85,304           | 53,849           | 85,280           |
| 100-5-3102-1204 RETIREMENT LIFE INSURANCE    | 3,542            | 4,020            | 4,427            | 4,896            | 3,015            | 5,233            |
| 100-5-3102-1205 WORKERS COMP                 | 20,990           | 17,949           | 22,238           | 20,554           | 11,306           | 23,022           |
| 100-5-3102-1209 HEALTH INSURANCE             | 182,595          | 184,949          | 218,798          | 230,215          | 149,048          | 270,387          |
| 100-5-3102-2301 DUES & MEMBERSHIPS           | -                | -                | 235              | 500              | 1,073            | 1,000            |
| 100-5-3102-2302 TRAINING & MILEAGE REIMB     | 6,373            | 8,556            | 16,931           | 20,000           | 9,019            | 20,000           |
| 100-5-3102-2303 BONDS & INSURANCE            | 27,790           | 25,715           | 29,520           | 27,470           | 657              | 27,470           |
| 100-5-3102-2408 EVIDENCE PROCESSING          | -                | -                | 3,381            | 5,000            | 7,632            | 6,000            |
| 100-5-3102-3102 POSTAGE                      | 1,561            | 1,167            | 1,705            | 1,800            | 606              | 2,000            |
| 100-5-3102-3103 MACHINE EQUIPMENT AND RENTAL | -                | 87               | 257              | 525              | -                | 525              |
| 100-5-3102-3107 REPAIRS                      | 52,302           | 73,987           | 54,988           | 45,000           | 45,924           | 75,000           |
| 100-5-3102-3202 FUEL                         | 141,077          | 149,073          | 139,467          | 130,000          | 66,139           | 130,000          |
| 100-5-3102-3602 RADIO                        | 7,497            | 7,331            | 12,650           | 8,000            | 1,418            | 8,000            |
| 100-5-3102-3603 SECURITY EQUIPMENT           | 6,889            | 11,267           | 31,915           | 18,000           | 5,250            | 15,000           |
| 100-5-3102-3604 UNIFORMS                     |                  |                  |                  |                  |                  | 5,000            |
| 100-5-3102-3701 OTHER SUPPLIES               | 28,230           | 24,442           | 17,605           | 18,000           | 12,194           | 20,000           |
| 100-5-3102-4101 CAPITAL OUTLAY               | 7,104            | 40,238           | 201,443          | -                | 85,285           | -                |
| 100-5-3102-8103 CAPITAL LEASE                |                  | -                | 53,095           | 74,000           | 53,095           | 74,000           |
| <b>TOTAL SHERIFF DEPT/LAW ENF.</b>           | <b>1,577,374</b> | <b>1,703,667</b> | <b>2,024,107</b> | <b>1,871,120</b> | <b>1,240,043</b> | <b>1,976,670</b> |

**2015 - 7666**  
 Budgetary Accounting  
 ADOPTED BUDGET 2015-2016

| 100 - GENERAL - HEALTH AND SAFETY                | FY 2012       | FY 2013       | FY 2014       | FY 2015       | 05/31/2015    | FY 2016       |
|--|---------------|---------------|---------------|---------------|---------------|---------------|
| ACCOUNT .....                                    | ACTUAL        | ACTUAL        | ACTUAL        | ADOPTED       | Actual        | ADOPTED       |
| 100-5-3104-1105 STAFF WAGES                      | 39,463        | 40,793        | 38,998        | 43,140        | 33,413        | 43,139        |
| 100-5-3104-1201 SOCIAL SECURITY & MEDICARE       | 3,018         | 3,087         | 2,979         | 3,300         | 2,543         | 3,300         |
| 100-5-3104-1202 UNEMPLOYMENT TAX                 | 496           | 512           | 262           | 418           | 182           | 418           |
| 100-5-3104-1203 RETIREMENT                       | 2,815         | 3,037         | 3,056         | 3,382         | 2,642         | 3,304         |
| 100-5-3104-1204 RETIREMENT LIFE INSURANCE        | 148           | 164           | 164           | 194           | 148           | 203           |
| 100-5-3104-1205 WORKERS COMP                     | 857           | 737           | 817           | 872           | 446           | 892           |
| 100-5-3104-1209 HEALTH INSURANCE                 | 7,109         | 8,131         | 3,514         | 350           | 226           | 8,906         |
| 100-5-3104-2301 DUES & MEMBERSHIPS               | -             | -             | 250           | 100           | -             | 250           |
| 100-5-3104-2302 TRAINING MILEAGE & REIMBURSEMENT | 3,278         | 708           | 238           | 1,500         | 1,179         | 2,000         |
| 100-5-3104-2303 BONDS & INSURANCE                | 293           | 265           | 771           | 780           | -             | 780           |
| 100-5-3104-2305 CONTRACT SERVICES                | -             | -             | 5,050         | -             | -             | -             |
| 100-5-3104-3101 SUPPLIES                         | 740           | -             | 854           | 500           | 517           | 750           |
| 100-5-3104-3107 REPAIRS                          | 20            | 578           | -             | 1,000         | -             | 1,000         |
| 100-5-3104-3202 FUEL                             | 1,658         | 4,610         | 3,336         | 4,500         | 1,538         | 4,500         |
| 100-5-3104-3604 UNIFORMS                         |               |               |               |               |               | 250           |
| 100-5-3104-3702 OSSF SUPPLIES                    | 1,200         | 2,211         | 1,174         | 1,000         | 515           | 1,000         |
| 100-5-3104-4101 CAPITAL OUTLAY                   | -             | -             | -             | -             | -             | -             |
| <b>TOTAL HEALTH AND SAFETY</b>                   | <b>61,095</b> | <b>64,833</b> | <b>61,464</b> | <b>61,037</b> | <b>43,350</b> | <b>70,692</b> |

**2015-7666**  
 Budgetary Accounting  
 ADOPTED BUDGET 2015-2016

| 100 - GENERAL - 911 DISPATCH                    | FY 2012        | FY 2013        | FY 2014        | FY 2015        | 05/31/2015     | FY 2016        |
|---|----------------|----------------|----------------|----------------|----------------|----------------|
| ACCOUNT .....                                   | ACTUAL         | ACTUAL         | ACTUAL         | ADOPTED        | Actual         | ADOPTED        |
| 100-5-3203-1101 SALARY                          | -              | -              | -              | -              | -              | -              |
| 100-5-3203-1105 STAFF WAGES                     | 219,366        | 227,234        | 285,026        | 290,833        | 181,278        | 288,771        |
| 100-5-3203-1201 SOCIAL SECURITY & MEDICARE      | 16,455         | 17,032         | 21,323         | 22,249         | 13,432         | 22,091         |
| 100-5-3203-1202 UNEMPLOYMENT TAX                | 2,488          | 2,945          | 2,150          | 2,821          | 1,144          | 2,801          |
| 100-5-3203-1203 RETIREMENT                      | 15,648         | 16,934         | 22,627         | 22,801         | 14,368         | 22,120         |
| 100-5-3203-1204 RETIREMENT LIFE INSURANCE       | 823            | 918            | 1,211          | 1,309          | 803            | 1,357          |
| 100-5-3203-1205 WORKERS COMP                    | 5,325          | 4,582          | 1,236          | 5,422          | 589            | 1,169          |
| 100-5-3203-1209 HEALTH INSURANCE                | 56,569         | 55,002         | 75,999         | 83,090         | 50,746         | 86,109         |
| 100-5-3203-2101 TELETYPE/SUPPLIES               | 621            | -              | -              | -              | -              | -              |
| 100-5-3203-2302 TRAINING MILAGE & REIMBURSEMENT | -              | 113            | 1,106          | 1,500          | 599            | 1,000          |
| 100-5-3203-2303 BONDS & INSURANCE               | 691            | 1,106          | 1,020          | 1,050          | -              | 1,050          |
| 100-5-3203-3101 SUPPLIES                        | 70             | 552            | 1,016          | 3,000          | 509            | 3,000          |
| 100-5-3203-3104 TELEPHONE                       | 32,295         | 41,669         | 35,789         | 35,000         | 26,730         | 35,000         |
| 100-5-3203-3107 REPAIRS                         | 359            | 471            | 108            | 1,000          | -              | 1,000          |
| 100-5-3203-3110 MISCELLANEOUS                   | -              | 1,178          | -              | -              | -              | -              |
| 100-5-3203-3119 911 SIGN MAINTENANCE            | 7,429          | -              | 3,316          | 6,500          | 5,969          | 5,500          |
| 100-5-3203-3202 FUEL                            | -              | -              | 3,051          | 4,500          | 1,023          | 4,500          |
| <b>TOTAL 911 DISPATCH</b>                       | <b>358,139</b> | <b>369,736</b> | <b>454,978</b> | <b>481,075</b> | <b>297,190</b> | <b>475,467</b> |

2015-7666

| 100 - GENERAL - JAIL                            | FY 2012          | FY 2013          | FY 2014          | FY 2015          | 05/31/2015       | FY 2016          |
|---|------------------|------------------|------------------|------------------|------------------|------------------|
| ACCOUNT .....                                   | ACTUAL           | ACTUAL           | ACTUAL           | ADOPTED          | Actual           | ADOPTED          |
| 100-5-4101-1105 STAFF WAGES                     | 1,306,675        | 1,307,586        | 1,205,395        | 1,271,674        | 817,914          | 1,363,386        |
| 100-5-4101-1201 SOCIAL SECURITY & MEDICARE      | 97,259           | 97,302           | 89,641           | 97,283           | 60,474           | 104,299          |
| 100-5-4101-1202 UNEMPLOYMENT TAX                | 14,829           | 16,118           | 12,990           | 12,335           | 5,223            | 13,225           |
| 100-5-4101-1203 RETIREMENT                      | 93,215           | 97,280           | 95,797           | 99,699           | 64,814           | 104,435          |
| 100-5-4101-1204 RETIREMENT LIFE INSURANCE       | 4,904            | 5,265            | 5,126            | 5,723            | 3,623            | 6,408            |
| 100-5-4101-1205 WORKERS COMP                    | 29,020           | 24,970           | 25,314           | 29,554           | 13,149           | 28,193           |
| 100-5-4101-1209 HEALTH INSURANCE                | 295,870          | 299,710          | 278,771          | 300,790          | 192,487          | 364,808          |
| 100-5-4101-2302 TRAINING MILAGE & REIMBURSEMENT | -                | 437              | 4,716            | 4,200            | 30               | 4,200            |
| 100-5-4101-2303 BONDS & INSURANCE               | 46,871           | 39,307           | 36,707           | 45,500           | 1,991            | 45,000           |
| 100-5-4101-2305 CONTRACT SERVICES               | 2,508            | 6,806            | 8,748            | 12,000           | 4,404            | 10,000           |
| 100-5-4101-2414 MEDICAL EXPENSE                 | -                | -                | -                | -                | -                | -                |
| 100-5-4101-3101 SUPPLIES                        | 15,531           | 20,353           | 17,774           | 20,000           | 5,427            | 20,000           |
| 100-5-4101-3103 MACHINE & EQUIP RENTAL          | -                | -                | -                | 4,900            | 2,803            | 5,000            |
| 100-5-4101-3107 REPAIRS                         | 142,108          | 58,105           | 67,127           | 75,000           | 75,740           | 100,000          |
| 100-5-4101-3110 MISCELLANEOUS                   | 2,659            | 972              | -                | 1,000            | 155              | 1,000            |
| 100-5-4101-3201 UTILITIES                       | 174,993          | 156,433          | 168,647          | 160,000          | 96,222           | 160,000          |
| 100-5-4101-3202 FUEL                            | 24,412           | 25,465           | 25,386           | 23,000           | 12,269           | 23,000           |
| 100-5-4101-3301 INMATE FOOD                     | 180,396          | 176,410          | 184,795          | 180,000          | 162,638          | 205,000          |
| 100-5-4101-3401 INMATE LAW LIBRARY              | -                | -                | -                | -                | -                | 2,400            |
| 100-5-4101-3604 UNIFORMS                        | -                | -                | -                | -                | -                | 6,000            |
| 100-5-4101-3701 OTHER SUPPLIES                  | 53,375           | 66,530           | 43,125           | 47,350           | 20,213           | 40,000           |
| 100-5-4101-4101 CAPITAL OUTLAY                  | -                | -                | -                | -                | -                | 33,000           |
| <b>TOTAL JAIL</b>                               | <b>2,484,625</b> | <b>2,399,049</b> | <b>2,270,059</b> | <b>2,390,008</b> | <b>1,539,576</b> | <b>2,639,354</b> |

2015-7646

| 100 - GENERAL - ANIMAL CONTROL/ESTRAY           | FY 2012          | FY 2013          | FY 2014          | FY 2015          | 05/31/2015       | FY 2016          |
|---|------------------|------------------|------------------|------------------|------------------|------------------|
| ACCOUNT .....                                   | ACTUAL           | ACTUAL           | ACTUAL           | ADOPTED          | Actual           | ADOPTED          |
| 100-5-3106-1105 STAFF WAGES                     | -                | -                | 30,128           | 33,298           | 21,540           | 33,298           |
| 100-5-3106-1115 RABIES OFFICER                  | -                | -                | 2,327            | 2,500            | 1,615            | 2,500            |
| 100-5-3106-1201 SOCIAL SECURITY & MEDICARE      |                  |                  | 2,383            | 2,547            | 1,683            | 2,739            |
| 100-5-3106-1202 UNEMPLOYMENT TAX                |                  |                  | 221              | 323              | 151              | 347              |
| 100-5-3106-1203 RETIREMENT                      |                  |                  | 2,589            | 2,611            | 1,835            | 2,742            |
| 100-5-3106-1204 RETIREMENT LIFE INSURANCE       |                  |                  | 138              | 150              | 103              | 168              |
| 100-5-3106-1205 WORKERS COMP                    |                  |                  | 676              | 761              | 370              | 740              |
| 100-5-3106-1209 HEALTH INSURANCE                |                  |                  | 7,268            | 8,490            | 6,492            | 10,276           |
| 100-5-3106-2301 DUES & MEMBERSHIPS              |                  |                  | -                | 100              | -                | 100              |
| 100-5-3106-2302 TRAINING MILAGE & REIMBURSEMENT |                  |                  | 1,065            | 1,500            | 840              | 1,500            |
| 100-5-3106-2303 BONDS & INSURANCE               |                  |                  | 771              | 780              | -                | 780              |
| 100-5-3106-2305 CONTRACT SERVICES               |                  |                  | 575              | 7,500            | 1,010            | 7,500            |
| 100-5-3106-3101 SUPPLIES                        |                  |                  | 3,816            | 5,000            | 1,211            | 5,000            |
| 100-5-3106-3104 TELEPHONE                       |                  |                  | 322              | 1,000            | 416              | 750              |
| 100-5-3106-3107 REPAIRS                         |                  |                  | 1,739            | 2,500            | 45               | 2,500            |
| 100-5-3106-3202 FUEL                            |                  |                  | 7,737            | 7,000            | 3,398            | 5,500            |
| 100-5-3106-4101 CAPITAL OUTLAY                  |                  |                  | 6,480            | 25,000           | -                | -                |
| <b>TOTAL ANIMAL CONTROL/ESTRAY</b>              | -                | -                | <b>68,237</b>    | <b>101,060</b>   | <b>40,707</b>    | <b>76,439</b>    |
| <b>TOTAL SHERIFF'S OPERATIONS</b>               | <b>4,639,704</b> | <b>4,682,497</b> | <b>5,019,797</b> | <b>5,164,918</b> | <b>3,315,200</b> | <b>5,490,052</b> |

2015-7666  
 Budgetary Accounting  
 ADOPTED BUDGET 2015-2016

HILL COUNTY

09.15.2015

| 100 - GENERAL - EMERGENCY MANAGEMENT/FLOOD PLAIN MANAG | FY 2012       | FY 2013       | FY 2014       | FY 2015        | 05/31/2015    | FY 2016        |
|--|---------------|---------------|---------------|----------------|---------------|----------------|
| ACCOUNT .....  | ACTUAL        | ACTUAL        | ACTUAL        | ADOPTED        | Actual        | ADOPTED        |
| 100-5-3301-1104 SALARY                                 | 37,058        | 38,316        | 39,274        | 41,427         | 26,768        | 41,427         |
| 100-5-3301-1106 HOTETC COMMITMENT                      | -             | -             | -             | 10,000         | -             | -              |
| 100-5-3301-1116 FLOOD PLAIN SUPPLEMENT                 | -             | -             | 5,038         | 5,000          | 3,231         | 5,000          |
| 100-5-3301-1201 SOCIAL SECURITY & MEDICARE             | 2,369         | 2,496         | 2,933         | 4,317          | 1,974         | 3,552          |
| 100-5-3301-1202 UNEMPLOYMENT TAX                       | 419           | 543           | 311           | 146            | 196           | 450            |
| 100-5-3301-1203 RETIREMENT                             | 2,644         | 2,852         | 3,524         | 3,640          | 2,377         | 3,556          |
| 100-5-3301-1204 RETIREMENT LIFE INSURANCE              | 139           | 154           | 189           | 209            | 133           | 218            |
| 100-5-3301-1205 WORKERS COMP                           | 857           | 737           | 914           | 872            | 114           | 960            |
| 100-5-3301-1209 HEALTH INSURANCE                       | 10,773        | 9,856         | 11,504        | 11,610         | 7,740         | 12,506         |
| 100-5-3301-2301 DUES & MEMBERSHIPS                     | 100           | 200           | 295           | 600            | 200           | 600            |
| 100-5-3301-2302 TRAINING & MILEAGE REIMB               | 1,094         | 853           | 4,717         | 3,000          | 1,400         | 3,000          |
| 100-5-3301-2303 BONDS & INSURANCE                      | 667           | 525           | 525           | 1,000          | 234           | 1,000          |
| 100-5-3301-2305 CONTRACT SERVICES                      | 384           | 626           | 2,521         | 5,000          | 233           | 5,000          |
| 100-5-3301-3101 SUPPLIES                               | 3,428         | 4,324         | 2,266         | 4,000          | 1,759         | 4,000          |
| 100-5-3301-3104 TELEPHONE                              | 2,957         | 3,219         | 3,088         | 2,500          | 1,823         | 2,500          |
| 100-5-3301-3107 REPAIRS                                | 3,573         | 8,495         | 3,803         | 5,000          | 2,247         | 11,000         |
| 100-5-3301-3202 FUEL                                   | 4,421         | 4,708         | 4,748         | 5,000          | 2,632         | 5,000          |
| 100-5-3301-3603 SECURITY EQUIPMENT                     | 2,078         | 644           | 1,224         | 1,000          | 58            | 1,000          |
| 100-5-3301-4101 CAPITAL OUTLAY                         | -             | 567           | 2,500         | -              | -             | -              |
| 100-5-3301-8103 CAPITAL LEASE                          | 8,951         | 8,951         | 9,043         | -              | -             | -              |
| <b>TOTAL EMERGENCY MANAGEMENT</b>                      | <b>81,912</b> | <b>88,066</b> | <b>98,416</b> | <b>104,320</b> | <b>53,118</b> | <b>100,769</b> |

| 100 - GENERAL - PUBLIC ASSISTANCE                    | FY 2012        | FY 2013        | FY 2014        | FY 2015        | 05/31/2015    | FY 2016        |
|--|----------------|----------------|----------------|----------------|---------------|----------------|
| ACCOUNT .....  | ACTUAL         | ACTUAL         | ACTUAL         | ADOPTED        | Actual        | ADOPTED        |
| 100-5-5301-1104 DEPT. HEAD                           | -              | 390            | 800            |                | -             | 3,062          |
| 100-5-5301-1105 CHILDRENS PUBLIC ASSISTANCE EMPLOYEE | -              | -              | -              | -              | -             | -              |
| 100-5-5301-1115 RABIES OFFICER                       | -              | -              | -              | -              | -             | -              |
| 100-5-5301-1201 SOCIAL SECURITY & MEDICARE           | 553            | 1,174          | -              | -              | 517           | 234            |
| 100-5-5301-1202 UNEMPLOYMENT TAX                     | 373            | 408            | 251            | -              | 155           | 30             |
| 100-5-5301-1203 RETIREMENT                           | 748            | 1,208          | -              | -              | 567           | 235            |
| 100-5-5301-1204 RETIREMENT LIFE INSURANCE            | 40             | 66             | -              | -              | 30            | 14             |
| 100-5-5301-1205 WORKERS COMP                         | 93             | 74             | -              |                | 72            | 12             |
| 100-5-5301-1209 HEALTH INSURANCE                     | 3,751          | 3,814          | 7,775          | 8,490          | 5,660         | 8,906          |
| 100-5-5301-2302 TRAVEL & MILEAGE REIMB               | 327            | 500            | 562            | 600            | 40            | 500            |
| 100-5-5301-2410 AUTOPSY & TRANSPORT                  | 74,290         | 69,105         | 60,490         | 60,000         | 57,809        | 75,000         |
| 100-5-5301-3101 SUPPLIES                             | 408            | 236            | 413            | 500            | 88            | 400            |
| 100-5-5301-3104 TELEPHONE                            | 1,358          | 832            | 720            | 1,000          | 360           | 900            |
| 100-5-5301-7202 CHILD WELFARE                        | 15,000         | 15,000         | 15,000         | 15,000         | 7,500         | 15,000         |
| 100-5-5301-7203 MENTAL HEALTH & AGING                | 5,236          | 15,236         | 15,236         | 17,886         | 5,236         | 17,886         |
| 100-5-5301-7204 PUBLIC HEALTH DEPT                   | 2,996          | 38             | -              | -              | -             | -              |
| 100-5-5301-7205 MEALS ON WHEELS                      | 10,000         | 10,000         | 10,000         | 10,000         | -             | 10,000         |
| 100-5-5301-7206 CELL BLOCK MUSEUM                    | 2,307          | 1,919          | 2,500          | 5,000          | 2,500         | 5,000          |
| 100-5-5301-7208 HILL COUNTY FAIR GROUNDS             | 9,759          | 13,667         | 22,821         | 22,500         | 12,338        | 25,000         |
| 100-5-5301-7303 MENTAL ILLNESS                       | 3,940          | 4,951          | 2,803          | 5,000          | 2,436         | 5,000          |
| <b>TOTAL PUBLIC ASSISTANCE</b>                       | <b>131,179</b> | <b>138,618</b> | <b>139,372</b> | <b>145,976</b> | <b>95,308</b> | <b>167,179</b> |



| 100 - GENERAL -VETERANS SERVICE OFFICER    | FY 2012       | FY 2013       | FY 2014       | FY 2015       | 05/31/2015    | FY 2016       |
|--|---------------|---------------|---------------|---------------|---------------|---------------|
| ACCOUNT .....                              | ACTUAL        | ACTUAL        | ACTUAL        | ADOPTED       | Actual        | ADOPTED       |
| 100-5-5302-1104 DEPT. HEAD                 | 19,423        | 20,912        | 20,666        | 21,127        | 14,071        | 21,780        |
| 100-5-5302-1105 STAFF WAGES                | -             | -             | -             | -             | -             | -             |
| 100-5-5302-1201 SOCIAL SECURITY & MEDICARE | 1,492         | 1,543         | 1,581         | 1,616         | 1,077         | 1,666         |
| 100-5-5302-1202 UNEMPLOYMENT TAX           | 220           | 253           | 145           | 205           | 92            | 211           |
| 100-5-5302-1203 RETIREMENT                 | 1,391         | 1,501         | 1,644         | 1,656         | 1,115         | 1,668         |
| 100-5-5302-1204 RETIREMENT LIFE INSURANCE  | 73            | 81            | 88            | 95            | 62            | 102           |
| 100-5-5302-1205 WORKERS COMP               | 99            | 64            | 82            | 88            | 43            | 88            |
| 100-5-5302-2302 TRAINING & MILEAGE REIMB   | 1,656         | 1,854         | 1,915         | 2,200         | 1,045         | 2,200         |
| 100-5-5302-3101 SUPPLIES                   | 509           | 569           | 426           | 500           | 204           | 500           |
| 100-5-5302-3102 POSTAGE                    | 212           | 145           | 105           | 320           | 102           | 320           |
| 100-5-5302-3104 TELEPHONE                  | 847           | 872           | 653           | 900           | 469           | 900           |
| 100-5-5302-4101 CAPITAL OUTLAY             | -             | -             | 212           | 500           | 207           | 1,000         |
| <b>TOTAL VETERANS SERVICE OFFICER</b>      | <b>25,922</b> | <b>27,794</b> | <b>27,516</b> | <b>29,208</b> | <b>18,485</b> | <b>30,435</b> |



2015-7666

| 100 - GENERAL - AG EXTENSION SERVICE             | FY 2012           | FY 2013           | FY 2014             | FY 2015           | 05/31/2015       | FY 2016           |
|--|-------------------|-------------------|---------------------|-------------------|------------------|-------------------|
| ACCOUNT .....                                    | ACTUAL            | ACTUAL            | ACTUAL              | ADOPTED           | Actual           | ADOPTED           |
| 100-5-6504-1101 SALARY                           | -                 | -                 | -                   | -                 | -                | -                 |
| 100-5-6504-1104 DEPT. HEAD                       | 19,028            | 20,060            | 20,561.9            | 21,127            | 11,813           | 21,127            |
| 100-5-6504-1105 STAFF WAGES                      | 59,602            | 61,627            | 62,980.1            | 65,361            | 38,983           | 67,859            |
| 100-5-6504-1112 FERAL HOG ERADICATION SUPPLEMENT | -                 | -                 | -                   | 2,500             | -                | 2,500             |
| 100-5-6504-1201 SOCIAL SECURITY & MEDICARE       | 6,015             | 6,249             | 6,390.5             | 6,808             | 3,886            | 6,999             |
| 100-5-6504-1202 UNEMPLOYMENT TAX                 | 891               | 1,025             | 586.1               | 863               | 375              | 887               |
| 100-5-6504-1203 RETIREMENT                       | 1,541             | 1,440             | 1,967.3             | 6,977             | 954              | 7,008             |
| 100-5-6504-1204 RETIREMENT LIFE INSURANCE        | 81                | 79                | 105.1               | 400               | 54               | 430               |
| 100-5-6504-1205 WORKERS COMP                     | 402               | 347               | 332.1               | 356               | 50               | 370               |
| 100-5-6504-1209 HEALTH INSURANCE                 | 7,896             | 8,131             | 7,033.9             | 8,490             | 5,660            | 8,906             |
| 100-5-6504-2301 DUES & MEMBERSHIPS               | 260               | -                 | -                   | -                 | -                | -                 |
| 100-5-6504-2302 TRAINING & MILEAGE REIMB         | 15,525            | 15,700            | 15,553.9            | 15,500            | 8,312            | 16,000            |
| 100-5-6504-3101 SUPPLIES                         | 2,850             | 1,829             | 2,046.6             | 2,000             | 1,118            | 2,000             |
| 100-5-6504-3102 POSTAGE                          | 108               | 110               | 266.7               | 250               | 136              | 250               |
| 100-5-6504-3103 MACHINE & EQUIP RENTAL           | 2,024             | 2,024             | 2,069.4             | 2,200             | 1,270            | 2,200             |
| 100-5-6504-3104 TELEPHONE                        | 2,382             | 1,922             | 1,118.2             | 2,000             | 858              | 2,000             |
| 100-5-6504-3110 MISCELLANEOUS                    | 96                | 75                | 80.1                | 100               | 33               | 100               |
| 100-5-6504-3130 CHDA SUPPLIES                    | 600               | 793               | 657.7               | 750               | 444              | 1,000             |
| 100-5-6504-3131 4H SUPPLIES                      | -                 | 2,278             | 2,305.6             | -                 | 1,883            | 3,500             |
| 100-5-6504-4101 CAPITAL OUTLAY                   | -                 | 1,400             | 1,390.0             | 1,400             | -                | 1,500             |
| 100-5-6504-7201 FERAL HOG ERADICATION PROGRAM    | -                 | -                 | -                   | 10,000            | 20,000           | 20,000            |
| <b>TOTAL AG EXTENSION SERVICE</b>                | <b>119,301</b>    | <b>125,086</b>    | <b>125,445.0</b>    | <b>147,082</b>    | <b>95,828</b>    | <b>164,636</b>    |
| <b>TOTAL GENERAL</b>                             | <b>10,360,384</b> | <b>10,193,095</b> | <b>10,841,786.8</b> | <b>11,648,393</b> | <b>7,066,163</b> | <b>12,224,198</b> |

| 200 - GENERAL ROAD AND BRIDGE              | FY 2012        | FY 2013        | FY 2014          | FY 2015          | 05/31/2015    | FY 2016        |
|--|----------------|----------------|------------------|------------------|---------------|----------------|
| ACCOUNT .....                              | ACTUAL         | ACTUAL         | ACTUAL           | ADOPTED          | Actual        | ADOPTED        |
| 200-5-7100-1101 SALARY                     | -              | 128,795.00     | -                | -                | -             | -              |
| 200-5-7100-1105 STAFF WAGES                | 24,737         | 28,059         | 723,453          | 846,805          | -             | -              |
| 200-5-7100-1106 PART TIME WAGES            | -              | -              | 9,865            | 15,000           | -             | -              |
| 200-5-7100-1117 DPS SECRETARY              | -              | -              | 25,862           | 26,166           | 17,415        | 26,951         |
| 200-5-7100-1201 SOCIAL SECURITY & MEDICARE | 1,893          | 12,101         | 57,165           | 67,930           | 3,346         | 2,062          |
| 200-5-7100-1202 UNEMPLOYMENT TAX           | 280            | 321            | 8,959            | 8,360            | 135           | 261            |
| 200-5-7100-1203 RETIREMENT                 | 1,765          | 12,081         | 59,615           | 67,566           | 3,442         | 2,064          |
| 200-5-7100-1204 RETIREMENT LIFE INSURANCE  | 93             | 652            | 3,188            | 3,811            | 187           | 127            |
| 200-5-7100-1205 WORKERS COMP               | 130            | 805            | 29,333           | 41,926           | 974           | 109            |
| 200-5-7100-1209 HEALTH INSURANCE           | 7,896          | 8,472          | 184,543          | 181,415          | 13,218        | 8,906          |
| 200-5-7100-2302 TRAINING MILEAGE & REIMB   | -              | -              | 21               | 6,000            | -             | -              |
| 200-5-7100-2303 BONDS & INSURANCE          | 500            | -              | 23,522           | 25,500           | -             | -              |
| 200-5-7100-2305 CONTRACT SERVICES          | 28,800         | 31,500         | 1,385            | 8,500            | -             | -              |
| 200-5-7100-3103 MACHINE & EQUIPMENT RENTAL | -              | -              | 5,111            | 7,500            | -             | -              |
| 200-5-7100-3106 SHOP SUPPLIES              | -              | -              | 2,193            | 2,500            | -             | -              |
| 201-5-7101-3107 REPAIRS                    | -              | 35             | 73,764           | 170,000          | -             | -              |
| 200-5-7100-3110 MISCELLANEOUS              | 20,978         | 4,070          | 2,594            | 3,000            | -             | 250            |
| 200-5-7100-3115 CONSTRUCTION MATERIALS     | -              | -              | 197,705          | 334,000          | -             | -              |
| 200-5-7100-3201 UTILITIES                  | 2,495          | 2,482          | 23,354           | 23,500           | 1,434         | 1,320          |
| 200-5-7100-3202 FUEL                       | -              | -              | 21,845           | 230,000          | 78            | -              |
| 200-5-7100-3333 FEMA/GRANT EXPENDITURES    | -              | -              | 41,022           | -                | -             | -              |
| 200-5-7100-3701 OTHER SUPPLIES             | -              | -              | 6,022            | -                | 36            | -              |
| 200-5-7100-4101 CAPITAL OUTLAY             | -              | -              | 350              | 150,000          | -             | -              |
| 200-5-7100-4103 BRIDGE/INFRASTRUCTURE      | -              | -              | -                | 151,500          | -             | -              |
| 200-5-7100-7201 PYMTS TO AGENCIES          | 9,836          | 29,990         | 10,261           | 11,360           | -             | 10,360         |
| 200-5-7100-7210 APPRAISALS                 | 30,918         | 38,482         | 44,617           | 44,600           | 23,796        | 49,972         |
| 200-5-7100-7602 CONTIGENCIES               | 1,375          | -              | -                | -                | -             | -              |
| 200-5-7100-9902 TRANSFER TO PRECINCTS      | -              | -              | -                | -                | -             | 200,000        |
| <b>TOTAL GENERAL ROAD AND BRIDGE</b>       | <b>131,696</b> | <b>297,845</b> | <b>1,555,747</b> | <b>2,426,937</b> | <b>64,060</b> | <b>302,382</b> |



| 200 - ROAD ENGINEER                        | FY 2012        | FY 2013        | FY 2014          | FY 2015          | 05/31/2015    | FY 2016        |
|--|----------------|----------------|------------------|------------------|---------------|----------------|
| ACCOUNT .....                              | ACTUAL         | ACTUAL         | ACTUAL           | ADOPTED          | Actual        | ADOPTED        |
| 200-5-7110-1101 SALARY                     | -              | -              | -                | -                | -             | -              |
| 200-5-7110-1104 DEPARTMENT HEAD            | -              | 21,177         | 54,990           | 50,846           | 15,512        | -              |
| 200-5-7110-1105 STAFF WAGES                | -              | -              | 29,366           | 70,855           | 7,866         | -              |
| 200-5-7110-1201 SOCIAL SECURITY & MEDICARE | -              | 1,635          | 6,505            | 9,310            | 1,801         | -              |
| 200-5-7110-1202 UNEMPLOYMENT TAX           | -              | 395            | 598              | 10,022           | 202           | -              |
| 200-5-7110-1203 RETIREMENT                 | -              | 1,592          | 4,971            | 6,899            | 455           | -              |
| 200-5-7110-1204 RETIREMENT LIFE INSURANCE  | -              | 87             | 266              | 2,007            | 25            | -              |
| 200-5-7110-1205 WORKERS COMP               | -              | -              | 189              | 1,448            | 181           | -              |
| 200-5-7110-1209 HEALTH INSURANCE           | -              | 16             | 8,126            | 24,050           | 2,481         | -              |
| 200-5-7110-2301 DUES AND MEMBERSHIPS       | -              | -              | -                | 250              | -             | -              |
| 200-5-7110-2302 TRAINING & MILEAGE REIMB   | -              | -              | -                | 2,000            | -             | -              |
| 200-5-7110-2303 BONDS & INSURANCE          | -              | -              | 361              | 500              | -             | -              |
| 200-5-7110-3101 SUPPLIES                   | -              | 130            | 1,810            | 1,500            | 132           | -              |
| 200-5-7110-3104 TELEPHONE                  | -              | 338            | 2,669            | 2,000            | 359           | -              |
| 200-5-7110-3110 MICELLANEOUS               | -              | -              | 3,184            | 1,000            | 15            | -              |
| 200-5-7110-3202 FUEL                       | -              | 1,220          | 5,496            | 5,000            | 782           | -              |
| 200-5-7110-4101 CAPITAL OUTLAY             | -              | 20,137         | 530              | 150              | -             | -              |
| <b>TOTAL ROAD ENGINEER</b>                 | -              | <b>46,727</b>  | <b>119,061</b>   | <b>187,838</b>   | <b>29,811</b> | -              |
| <b>TOTAL FUND GENERAL ROAD AND BRIDGE</b>  | <b>131,696</b> | <b>351,799</b> | <b>1,674,808</b> | <b>2,614,775</b> | <b>93,871</b> | <b>302,382</b> |

| 201 - ROAD AND BRIDGE #1                             | FY 2012        | FY 2013        | FY 2014        | FY 2015  | 05/31/2015     | FY 2016        |
|--|----------------|----------------|----------------|----------|----------------|----------------|
| ACCOUNT ..... (Includes Lat Rd Refund 04-05 & 05-06) | ACTUAL         | ACTUAL         | ACTUAL         | ADOPTED  | Actual         | ADOPTED        |
| 201-5-7101-1101 SALARY                               | 45,044         | 14,364         | -              | -        | 18,820         | 49,067         |
| 201-5-7101-1105 STAFF WAGES                          | 183,952        | 185,388        | 125,710        | -        | 115,668        | 177,299        |
| 201-5-7101-1106 PART TIME WAGES                      | 1,092          | 1,005          | 500            | -        | 14,597         | 16,850         |
| 201-5-7101-1113 CELLPHONE SUPPLEMENT                 | 1,240          | 750            | 570            | -        | -              | 1,300          |
| 201-5-7101-1201 SOCIAL SECURITY & MEDICARE           | 17,721         | 15,140         | 9,432          | -        | 10,891         | 18,705         |
| 201-5-7101-1202 UNEMPLOYMENT TAX                     | 2,057          | 2,417          | 435            | -        | 853            | 2,372          |
| 201-5-7101-1203 RETIREMENT                           | 16,432         | 14,897         | 9,278          | -        | 11,111         | 18,730         |
| 201-5-7101-1204 RETIREMENT LIFE INSURANCE            | 864            | 807            | 501            | -        | 625            | 1,149          |
| 201-5-7101-1205 WORKERS COMP                         | 8,625          | 7,283          | 5,462          | -        | 3,699          | 8,284          |
| 201-5-7101-1207 VEHICLE USE                          | -              | -              | -              | -        | -              | -              |
| 201-5-7101-1209 HEALTH INSURANCE                     | 42,949         | 42,332         | 28,221         | -        | 27,319         | 45,926         |
| 201-5-7101-2302 TRAINING & MILEAGE REIMB             | 4,778          | 1,934          | 801            | -        | 787            | 2,000          |
| 201-5-7101-2303 BONDS & INSURANCE                    | 6,937          | 4,103          | 4,754          | -        | 550            | 6,235          |
| 201-5-7101-2305 CONTRACT SERVICES                    | 300            | 2,405          | 2,405          | -        | 3,184          | 2,077          |
| 201-5-7101-3103 MACHINE & EQUIPMENT RENTAL           | -              | -              | -              | -        | 148            | 1,834          |
| 201-5-7101-3106 SHOP SUPPLIES                        | -              | 914            | 66             | -        | 73             | -              |
| 201-5-7101-3107 REPAIRS                              | 43,414         | 27,131         | 6,754          | -        | 12,373         | 35,000         |
| 201-5-7101-3110 MISCELLANEOUS                        | 4,011          | 3,779          | 3,039          | -        | 2,356          | 500            |
| 201-5-7101-3115 CONSTRUCTION MATERIALS               | 68,402         | 86,204         | 48,652         | -        | 2,158          | 20,000         |
| 201-5-7101-3119 911                                  | -              | -              | -              | -        | -              | -              |
| 201-5-7101-3201 UTILITIES                            | 6,139          | 6,058          | 3,510          | -        | 4,367          | 5,135          |
| 201-5-7101-3202 FUEL                                 | 9,423          | 23,071         | 7,270          | -        | 109            | 5,000          |
| 201-5-7101-3333 FEMA                                 | -              | -              | -              | -        | -              | -              |
| 201-5-7101-4101 CAPITAL OUTLAY                       | 5,600          | 43,500         | -              | -        | 127,990        | 10,000         |
| 201-5-7101-4103 BRIDGE/INFRASTRUCTURE                | 29,000         | 13,935         | 13,935         | -        | -              | 35,000         |
| 201-5-7101-8102 TIME WARRANT                         | -              | -              | -              | -        | -              | -              |
| 201-5-7101-8103 CAPITAL LEASE                        | 18,117         | 78,513         | 41,434         | -        | -              | 33,741         |
| 201-5-7101-9100 TRANSFER TO GENERAL                  |                |                |                | -        |                | 51,656         |
| <b>TOTAL ROAD AND BRIDGE #1</b>                      | <b>516,097</b> | <b>575,929</b> | <b>312,729</b> | <b>-</b> | <b>357,679</b> | <b>547,861</b> |

| <b>202 - ROAD AND BRIDGE #2</b>                             |                |                |                |                |                   |                |
|---|----------------|----------------|----------------|----------------|-------------------|----------------|
| <b>ACCOUNT .....</b> (Includes Lat Rd Refund 04-05 & 05-06) | <b>FY 2012</b> | <b>FY 2013</b> | <b>FY 2014</b> | <b>FY 2015</b> | <b>05/31/2015</b> | <b>FY 2016</b> |
|   | <b>ACTUAL</b>  | <b>ACTUAL</b>  | <b>ACTUAL</b>  | <b>ADOPTED</b> | <b>Actual</b>     | <b>ADOPTED</b> |
| 202-5-7102-1101 SALARY                                      | 45,044         | 13,714         | -              | -              | 18,820            | 49,067         |
| 202-5-7102-1105 STAFF WAGES                                 | 127,079        | 150,759        | 93,942         | -              | 113,264           | 147,555        |
| 202-5-7102-1106 PART TIME WAGES                             | 6,132          | -              | -              | -              | -                 | -              |
| 202-5-7102-1113 CELL PHONE SUPPLEMENT                       | -              | -              | -              | -              | -                 | -              |
| 202-5-7102-1201 SOCIAL SECURITY & MEDICARE                  | 12,595         | 11,969         | 6,946          | -              | 9,473             | 15,042         |
| 202-5-7102-1202 UNEMPLOYMENT TAX                            | 1,603          | 1,974          | 320            | -              | 780               | 1,907          |
| 202-5-7102-1203 RETIREMENT                                  | 12,717         | 12,190         | 6,886          | -              | 9,905             | 15,061         |
| 202-5-7102-1204 RETIREMENT LIFE INSURANCE                   | 669            | 662            | 372            | -              | 557               | 924            |
| 202-5-7102-1205 WORKERS COMP                                | 7,678          | 6,417          | 4,813          | -              | 3,525             | 6,661          |
| 202-5-7102-1207 VEHICLE                                     | -              | -              | -              | -              | -                 | -              |
| 202-5-7102-1209 HEALTH INSURANCE                            | 42,605         | 50,393         | 27,592         | -              | 29,428            | 47,746         |
| 202-5-7102-2302 TRAINING & MILEAGE REIMB                    | 774            | 1,834          | 1,082          | -              | 1,519             | 1,500          |
| 202-5-7102-2303 BONDS & INSURANCE                           | 6,687          | 6,480          | 6,356          | -              | 355               | 6,196          |
| 202-5-7102-2305 CONTRACT SERVICES                           | 376            | -              | -              | -              | -                 | 2,066          |
| 202-5-7102-3103 MACHINE & EQUIPMENT RENTAL                  | -              | -              | -              | -              | 74                | 1,823          |
| 202-5-7102-3107 REPAIRS                                     | 30,112         | 31,331         | 16,050         | -              | 5,855             | 21,310         |
| 202-5-7102-3110 MISCELLANEOUS                               | 725            | 1,188          | 1,064          | -              | 1,065             | 2,729          |
| 202-5-7102-3115 CONSTRUCTION MATERIALS                      | 21,406         | 79,675         | 34,198         | -              | 26,031            | 60,000         |
| 202-5-7102-3119 911   | -              | -              | -              | -              | -                 | -              |
| 202-5-7102-3201 UTILITIES                                   | 5,118          | 5,309          | 3,248          | -              | 3,076             | 5,103          |
| 202-5-7102-3202 FUEL  | 41,820         | 58,960         | 45,086         | -              | 12,307            | 35,890         |
| 202-5-7102-3333 FEMA  | -              | 5,265          | 5,265          | -              | -                 | -              |
| 202-5-7102-4101 CAPITAL OUTLAY                              | 227,886        | 143,809        | 143,809        | -              | -                 | 163,050        |
| 202-5-7102-4103 BRIDGE/INFRASTRUCTURE                       | 130,795        | 102,000        | 42,000         | -              | -                 | 36,815         |
| 202-5-7102-4104 RIGHT OF WAY                                | -              | -              | -              | -              | -                 | -              |
| 202-5-7102-7301 TIME WARRANT                                | -              | -              | -              | -              | -                 | -              |
| 202-5-7102-8103 CAPITAL LEASE                               | 94,567         | 140,225        | 186,661        | -              | -                 | -              |
| 202-5-7102-9100 TRANSFER TO GENERAL                         | -              | -              | -              | -              | -                 | 51,000         |
| <b>TOTAL ROAD AND BRIDGE #2</b>                             | <b>816,388</b> | <b>824,153</b> | <b>625,690</b> | <b>-</b>       | <b>236,034</b>    | <b>671,445</b> |



| 203 - ROAD AND BRIDGE #3                             | FY 2012        | FY 2013        | FY 2014        | FY 2015  | 05/31/2015     | FY 2016        |
|--|----------------|----------------|----------------|----------|----------------|----------------|
| ACCOUNT ..... (Includes Lat Rd Refund 04-05 & 05-06) | ACTUAL         | ACTUAL         | ACTUAL         | ADOPTED  | Actual         | ADOPTED        |
| 203-5-7103-1101 SALARY                               | 45,044         | 14,364         | -              | -        | 18,820         | 49,067         |
| 203-5-7103-1105 STAFF WAGES                          | 198,926        | 202,572        | 131,371        | -        | 130,405        | 218,733        |
| 203-5-7103-1105 PART TIME WAGES                      | 9,870          | 15,287         | 9,378          | -        | 11,944         | -              |
| 203-5-7103-1113 CELL PHONE ALLOWANCE                 | -              | -              | -              | -        | -              | -              |
| 203-5-7103-1201 SOCIAL SECURITY & MEDICARE           | 19,123         | 17,203         | 10,376         | -        | 11,406         | 20,487         |
| 203-5-7103-1202 UNEMPLOYMENT TAX                     | 2,354          | 2,743          | 502            | -        | 888            | 2,598          |
| 203-5-7103-1203 RETIREMENT                           | 17,467         | 15,976         | 9,539          | -        | 11,374         | 20,513         |
| 203-5-7103-1204 RETIREMENT LIFE INSURANCE            | 919            | 866            | 515            | -        | 636            | 1,259          |
| 203-5-7103-1205 WORKERS COMP                         | 9,257          | 7,769          | 5,827          | -        | 3,854          | 9,072          |
| 203-5-7103-1207 VEHICLE                              | -              | -              | -              | -        | -              | -              |
| 203-5-7103-1209 HEALTH INSURANCE                     | 53,703         | 53,234         | 35,249         | -        | 32,056         | 61,267         |
| 203-5-7103-2302 TRAINING & MILEAGE REIMB             | 1,811          | 1,549          | 774            | -        | 671            | -              |
| 203-5-7103-2303 BONDS & INSURANCE                    | 8,642          | 7,089          | 7,923          | -        | 1,000          | 8,500          |
| 203-5-7103-2305 CONTRACT SERVICES                    | 1,125          | -              | -              | -        | -              | 3,500          |
| 203-5-7103-3103 MACHINE & EQUIPMENT RENTAL           | -              | -              | -              | -        | -              | -              |
| 203-5-7103-3107 REPAIRS                              | 3,998          | 52,966         | 7,119          | -        | 31,880         | 25,000         |
| 203-5-7103-3110 MISCELLANEOUS                        | 427            | 2,021          | 1,415          | -        | 533            | 500            |
| 203-5-7103-3115 CONSTRUCTION MATERIAL                | 23,948         | 90,602         | 17,781         | -        | 12,955         | 60,000         |
| 203-5-7103-3119 911                                  | -              | -              | -              | -        | -              | -              |
| 203-5-7103-3201 UTILITIES                            | 5,898          | 5,340          | 3,703          | -        | 3,435          | 7,000          |
| 203-5-7103-3202 FUEL                                 | 4,872          | 8,521          | 3,761          | -        | 17,995         | 50,000         |
| 203-5-7103-3333 FEMA                                 | -              | -              | -              | -        | -              | -              |
| 203-5-7103-4101 CAPITAL OUTLAY                       | -              | 162,300        | -              | -        | -              | 100,500        |
| 203-5-7103-4103 BRIDGE/INFRASTRUCTURE                | 33,500         | -              | -              | -        | -              | 50,000         |
| 203-5-7103-7602 CONTINGENCY                          |                |                |                |          |                |                |
| 203-5-7103-9100 TRANSFER TO GENERAL                  |                |                |                |          |                | 50,337         |
| <b>TOTAL ROAD AND BRIDGE #3</b>                      | <b>440,884</b> | <b>660,403</b> | <b>245,233</b> | <b>-</b> | <b>289,852</b> | <b>738,333</b> |

| <b>204 - ROAD AND BRIDGE #4</b>                                 | <b>FY 2012</b> | <b>FY 2013</b> | <b>FY 2014</b> | <b>FY 2015</b> | <b>05/31/2015</b> | <b>FY 2016</b>   |
|---|----------------|----------------|----------------|----------------|-------------------|------------------|
| <b>ACCOUNT ..... (Includes Lat Rd Refund 04-05 &amp; 05-06)</b> | <b>ACTUAL</b>  | <b>ACTUAL</b>  | <b>ACTUAL</b>  | <b>ADOPTED</b> | <b>Actual</b>     | <b>ADOPTED</b>   |
| 204-5-7104-1101 SALARY  | 45,044         | 14,364         | -              | -              | 18,820            | 49,067           |
| 204-5-7104-1105 STAFF WAGES                                     | 174,686        | 142,456        | 95,446         | -              | 95,129            | 220,033          |
| 204-5-7104-1106 PART TIME WAGES                                 | 17,734         | 10,371         | 10,336         | -              | -                 | -                |
| 204-5-7104-1113 CELL PHONE SUPPLEMENT                           | 710            | 460            | 280            | -              | -                 | 780              |
| 204-5-7104-1201 SOCIAL SECURITY & MEDICARE                      | 18,009         | 12,627         | 7,930          | -              | 8,329             | 20,646           |
| 204-5-7104-1202 UNEMPLOYMENT TAX                                | 2,197          | 1,885          | 380            | -              | 615               | 2,618            |
| 204-5-7104-1203 RETIREMENT                                      | 16,988         | 12,080         | 7,449          | -              | 8,485             | 20,673           |
| 204-5-7104-1204 RETIREMENT LIFE INSURANCE                       | 894            | 654            | 402            | -              | 484               | 1,268            |
| 204-5-7104-1205 WORKERS COMP                                    | 10,238         | 8,632          | 6,474          | -              | 2,850             | 9,143            |
| 204-5-7104-1207 VEHICLE   | -              | -              | -              | -              | -                 | -                |
| 204-5-7104-1209 HEALTH INSURANCE                                | 38,632         | 31,199         | 17,476         | -              | 25,325            | 53,761           |
| 204-5-7104-2302 TRAINING & MILEAGE REIMB                        | 535            | 617            | 617            | -              | 375               | 2,000            |
| 204-5-7104-2303 BONDS & INSURANCE                               | 4,968          | 5,271          | 5,329          | -              | 1,000             | 5,000            |
| 204-5-7104-2305 CONTRACT SERVICES                               | -              | -              | -              | -              | -                 | 50,000           |
| 204-5-7104-3103 MACHINE & EQUIPMENT RENTAL                      | -              | -              | -              | -              | -                 | 10,000           |
| 204-5-7104-3106 SHOP SUPPLIES                                   | 1,374          | -              | -              | -              | 27                | 7,000            |
| 204-5-7104-3107 REPAIRS   | 6,821          | -              | -              | -              | 8,838             | 50,000           |
| 204-5-7104-3109 MAINTENANCE                                     | 1,902          | 990            | 752            | -              | 8                 | 10,000           |
| 204-5-7104-3110 MISCELLANEOUS                                   | 1,901          | 1,057          | 706            | -              | 765               | 3,000            |
| 204-5-7104-3115 CONSTRUCTION MATERIALS                          | 49,222         | 566            | -              | -              | -                 | 97,000           |
| 204-5-7104-3119 911   | -              | -              | -              | -              | -                 | -                |
| 204-5-7104-3201 UTILITIES                                       | 6,228          | 6,728          | 4,352          | -              | 4,346             | 8,000            |
| 204-5-7104-3202 FUEL  | 21,898         | 2,576          | 1,525          | -              | 2,109             | 50,000           |
| 204-5-7104-3333 FEMA  | -              | -              | -              | -              | -                 | -                |
| 204-5-7104-4101 CAPITAL OUTLAY                                  | 71,891         | -              | -              | -              | -                 | 230,000          |
| 204-5-7104-4103 BRIDGE/INFRASTRUCTURE                           | -              | -              | -              | -              | -                 | 100,000          |
| 204-5-7104-7602 CONTINGENCY                                     | -              | -              | -              | -              | -                 | -                |
| 204-5-7104-8102 TIME WARRANT                                    | -              | -              | -              | -              | -                 | -                |
| 204-5-7104-9100 TRANSFER TO GENERAL                             | -              | -              | -              | -              | -                 | 51,000           |
| <b>TOTAL ROAD AND BRIDGE #4</b>                                 | <b>491,872</b> | <b>252,532</b> | <b>159,454</b> | <b>-</b>       | <b>177,503</b>    | <b>1,050,988</b> |

| 210- FM LATERAL GENERAL               | FY 2012 | FY 2013 | FY 2014          | FY 2015          | 05/31/2015 | FY 2016 |
|---------------------------------------|---------|---------|------------------|------------------|------------|---------|
| ACCOUNT .....                         | ACTUAL  | ACTUAL  | ACTUAL           | ADOPTED          | Actual     | ADOPTED |
| 210-5-7101-2305 CONTRACT SERVICES     | -       | -       | 5,943            | 100,000          | -          | -       |
| 210-5-7101-3107 REPAIRS               | -       | -       | 128,954          | 125,000          | -          | -       |
| 210-5-7101-3115 CONSTRUCTION MATERIAL | -       | -       | 474,915          | 470,000          | -          | -       |
| 210-5-7101-3202 FUEL                  | -       | -       | 336,801          | 285,000          | -          | -       |
| 210-5-7101-4101 CAPITAL OUTLAY        | -       | -       | 40,752           | 255,000          | -          | -       |
| 210-5-7101-4103 BRIDGE/INFRASTRUCTURE | -       | -       | 146,174          | 305,000          | -          | -       |
| 210-5-7101-8103 CAPITAL LEASE         | -       | -       | 29,356           | 29,356           | -          | -       |
| <b>TOTAL FM LATERAL GENERAL</b>       | -       | -       | <b>1,162,896</b> | <b>1,540,000</b> | -          | -       |

| 211 - FM LATERAL # 1                  | FY 2012        | FY 2013        | FY 2014        | FY 2015  | 05/31/2015     | FY 2016        |
|---------------------------------------|----------------|----------------|----------------|----------|----------------|----------------|
| ACCOUNT .....                         | ACTUAL         | ACTUAL         | ACTUAL         | ADOPTED  | Actual         | ADOPTED        |
| 211-5-7101-2305 CONTRACT SERVICES     | -              | -              | -              | -        | -              | -              |
| 211-5-7101-3107 REPAIRS               | 32,954         | 26,748         | 23,215         | -        | 32,997         | 55,000         |
| 211-5-7101-3115 CONSTRUCTION MATERIAL | 144,232        | 135,533        | 95,963         | -        | 88,797         | 150,000        |
| 211-5-7101-3202 FUEL                  | 75,500         | 52,535         | 48,190         | -        | 36,895         | 130,000        |
| 211-5-7101-4101 CAPITAL OUTLAY        | 48,113         | 950            | 950            | -        | 9,000          | 65,000         |
| 211-5-7101-4103 BRIDGE/INFRASTRUCTURE | 40,000         | 116,250        | 116,250        | -        | -              | 56,000         |
| 211-5-7101-8103 CAPITAL LEASE         |                |                |                |          | 29,356         | 29,356         |
| <b>TOTAL FM LATERAL # 1</b>           | <b>340,799</b> | <b>332,016</b> | <b>284,568</b> | <b>-</b> | <b>197,045</b> | <b>485,356</b> |

| 212 - FM LATERAL # 2                  | FY 2012        | FY 2013        | FY 2014        | FY 2015  | 05/31/2015     | FY 2016        |
|---------------------------------------|----------------|----------------|----------------|----------|----------------|----------------|
| ACCOUNT .....                         | ACTUAL         | ACTUAL         | ACTUAL         | ADOPTED  | Actual         | ADOPTED        |
| 212-5-7102-2305 CONTRACT SERVICES     | -              | -              | -              | -        | -              | 30,000         |
| 212-5-7102-3107 REPAIRS               | 25,117         | 20,019         | 18,900         | -        | 26,910         | 75,000         |
| 212-5-7102-3115 CONSTRUCTION MATERIAL | 115,875        | 139,009        | 109,756        | -        | 111,139        | 150,000        |
| 212-5-7102-3202 FUEL                  | 25,168         | 25,057         | 25,000         | -        | 29,011         | 103,000        |
| 212-5-7102-4101 CAPITAL OUTLAY        | 74,000         | 75,000         | 75,000         | -        | 38,000         | 131,965        |
| 212-5-7102-4103 BRIDGE/INFRASTRUCTURE | 58,800         | 126,000        | 126,000        | -        | -              | 100,000        |
| <b>TOTAL FM LATERAL # 2</b>           | <b>298,960</b> | <b>385,086</b> | <b>354,656</b> | <b>-</b> | <b>205,060</b> | <b>589,965</b> |

| 213 - FM LATERAL # 3                  | FY 2012        | FY 2013        | FY 2014        | FY 2015  | 05/31/2015     | FY 2016        |
|---------------------------------------|----------------|----------------|----------------|----------|----------------|----------------|
| ACCOUNT .....                         | ACTUAL         | ACTUAL         | ACTUAL         | ADOPTED  | Actual         | ADOPTED        |
| 213-5-7103-2305 CONTRACT SERVICES     | -              | -              | -              | -        | 158            | -              |
| 213-5-7103-3107 REPAIRS               | 51,405         | 56,503         | 48,460         | -        | 34,687         | 30,000         |
| 213-5-7103-3115 CONSTRUCTION MATERIAL | 93,334         | 123,363        | 121,665        | -        | 91,516         | 75,000         |
| 213-5-7103-3202 FUEL                  | 123,278        | 172,437        | 102,132        | -        | 50,121         | 150,000        |
| 213-5-7103-4101 CAPITAL OUTLAY        | 18,229         | 141,579        | 61,579         | -        | -              | 170,000        |
| 213-5-7103-4103 BRIDGE/INFRASTRUCTURE | 21,000         | 26,500         | 26,500         | -        | -              | 75,000         |
| 213-5-7103-8103 CAPITAL LEASE         |                |                | -              | -        | -              | -              |
| <b>TOTAL FM LATERAL # 3</b>           | <b>307,246</b> | <b>520,383</b> | <b>360,336</b> | <b>-</b> | <b>176,482</b> | <b>500,000</b> |

| 214 - FM LATERAL # 4                  | FY 2012        | FY 2013        | FY 2014        | FY 2015  | 05/31/2015     | FY 2016        |
|---------------------------------------|----------------|----------------|----------------|----------|----------------|----------------|
| ACCOUNT .....                         | ACTUAL         | ACTUAL         | ACTUAL         | ADOPTED  | Actual         | ADOPTED        |
| 214-5-7104-2305 CONTRACT SERVICES     | -              | -              | -              | -        | 84             | 50,000         |
| 214-5-7104-3104 SHOP SUPPLIES         | 5,000          | 4,364          | 1,838          |          | 920            | 7,000          |
| 214-5-7104-3105 MAINTENANCE           | 6,949          | 7,000          | 6,987          | -        | 1,398          | 10,000         |
| 214-5-7104-3107 REPAIRS               | 50,168         | 70,981         | 43,646         | -        | 33,199         | 60,000         |
| 214-5-7104-3115 CONSTRUCTION MATERIAL | 84,999         | 93,464         | 87,806         | -        | 112,965        | 100,000        |
| 214-5-7104-3202 FUEL                  | 85,000         | 81,764         | 63,392         | -        | 43,624         | 130,000        |
| 214-5-7104-4101 CAPITAL OUTLAY        | 30,430         | 262,629        | 262,629        | -        | -              | 175,000        |
| 214-5-7104-4103 BRIDGE/INFRASTRUCTURE | -              | 76,123         | -              | -        | -              | 80,000         |
| <b>TOTAL FM LATERAL # 4</b>           | <b>262,546</b> | <b>596,324</b> | <b>466,298</b> | <b>-</b> | <b>192,190</b> | <b>612,000</b> |

**2015-7666**  
 Budgetary Accounting  
 ADOPTED BUDGET 2015-2016

HILL COUNTY

09.15.2015

| <b>225 - INDIGENT HEALTH CARE</b>          | <b>FY 2012</b> | <b>FY 2013</b> | <b>FY 2014</b> | <b>FY 2015</b> | <b>05/31/2015</b> | <b>FY 2016</b> |
|--|----------------|----------------|----------------|----------------|-------------------|----------------|
| <b>ACCOUNT .....</b>                       | <b>ACTUAL</b>  | <b>ACTUAL</b>  | <b>ACTUAL</b>  | <b>ADOPTED</b> | <b>Actual</b>     | <b>ADOPTED</b> |
| 225-5-5101-1104 DEPT HEAD SALARY           | 36,055         | 37,274         | 38,188         | 40,058         | 25,902            | 40,057         |
| 225-5-5101-1105 STAFF WAGES                | -              | -              | -              | -              | -                 | -              |
| 225-5-5101-1201 SOCIAL SECURITY & MEDICARE | 2,537          | 2,623          | 2,757          | 3,064          | 1,981             | 3,064          |
| 225-5-5101-1202 UNEMPLOYMENT TAX           | 408            | 468            | 268            | 389            | 169               | 389            |
| 225-5-5101-1203 RETIREMENT                 | 2,573          | 2,775          | 3,037          | 3,141          | 2,052             | 3,068          |
| 225-5-5101-1204 RETIREMENT LIFE INSURANCE  | 135            | 150            | 162            | 180            | 115               | 188            |
| 225-5-5101-1205 WORKERS COMP               | 183            | 158            | 152            | 161            | 81                | 162            |
| 225-5-5101-1209 HEALTH INSURANCE           | 10,922         | 11,007         | 11,136         | 8,490          | 5,660             | 8,906          |
| 225-5-2101-2301 DUES & MEMBERSHIPS         | -              | -              | 200            | 200            | 200               | 200            |
| 225-5-5101-2302 TRAINING & MILEAGE REIMB   | 409            | 1,204          | 1,662          | 1,500          | 835               | 1,500          |
| 225-5-5101-2303 BONDS & INSURANCE          | 100            | 100            | 100            | 150            | 100               | 150            |
| 225-5-5101-2305 CONTRACT SERVICES          | 12,899         | 12,926         | 13,039         | 13,000         | 8,675             | 13,000         |
| 225-5-5101-2414 INDIGENT INMATE MEDICAL    | 294,047        | 316,605        | 352,615        | 350,000        | 200,760           | 311,000        |
| 225-5-5101-2415 INDIGENT MEDICAL           | 382,634        | 295,325        | 342,250        | 400,000        | 287,278           | 439,000        |
| 225-5-5101-3101 SUPPLIES                   | 1,450          | 1,454          | 1,186          | 1,200          | 786               | 1,200          |
| 225-5-5101-3102 POSTAGE                    | 720            | 630            | 599            | 700            | -                 | 700            |
| 225-5-5101-3103 MACHINE & EQUIP RENTAL     | 1,535          | 1,351          | 1,351          | 1,400          | 788               | 1,400          |
| 225-5-5101-3104 TELEPHONE                  | 894            | 833            | 663            | 800            | 475               | 800            |
| 225-5-5101-3110 MISCELLANEOUS              | 226            | 186            | 132            | 100            | -                 | 100            |
| 225-5-5101-9901 TRANSFERS OUT              | -              | 100,000        | 150,000        | 100,000        | -                 | 100,000        |
| <b>TOTAL INDIGENT HEALTH CARE</b>          | <b>747,727</b> | <b>785,069</b> | <b>919,498</b> | <b>924,533</b> | <b>535,856</b>    | <b>924,884</b> |



| 227 - LAW LIBRARY                        | FY 2012       | FY 2013       | FY 2014       | FY 2015       | 05/31/2015    | FY 2016       |
|--|---------------|---------------|---------------|---------------|---------------|---------------|
| ACCOUNT .....                            | ACTUAL        | ACTUAL        | ACTUAL        | ADOPTED       | Actual        | ADOPTED       |
| 227-5-2104-2302 TRAINING & MILEAGE REIMB | -             | -             | -             | -             | -             | -             |
| 227-5-2104-3411 BOOKS & PERIODICALS      | 33,844        | 42,489        | 49,764        | 43,000        | 27,218        | 30,000        |
| 227-5-2104-4101 CAPITAL OUTLAY           | 22,166        | 8,437         | 143           | -             | -             | -             |
| 227-5-2104-9901 TRANSFERS OUT            | -             | -             | -             | -             | -             | -             |
| <b>TOTAL LAW LIBRARY</b>                 | <b>56,010</b> | <b>50,926</b> | <b>49,907</b> | <b>43,000</b> | <b>27,218</b> | <b>30,000</b> |

| 229 - JURY FUND                                 | FY 2012        | FY 2013        | FY 2014        | FY 2015        | 05/31/2015     | FY 2016        |
|---|----------------|----------------|----------------|----------------|----------------|----------------|
| ACCOUNT .....                                   | ACTUAL         | ACTUAL         | ACTUAL         | ADOPTED        | Actual         | ADOPTED        |
| 229-5-2104-1104 DEPT HEAD SALARY                | -              | -              | -              | -              | -              | -              |
| 229-5-2104-1105 STAFF WAGES                     | 29,859         | 27,217         | 30,111         | 27,437         | 10,076         | -              |
| 229-5-2104-1107 COURT COORDINATOR               | -              | -              | -              | -              | -              | -              |
| 229-5-2104-1108 COURT REPORTER                  | 107,393        | 111,040        | -              | -              | -              | -              |
| 229-5-2104-1201 SOCIAL SECURITY & MEDICARE      | 10,501         | 10,578         | 2,303          | 2,099          | 771            | -              |
| 229-5-2104-1202 UNEMPLOYMENT TAX                | 1,535          | 1,737          | 208            | 266            | 82             | -              |
| 229-5-2104-1203 RETIREMENT                      | 9,447          | 10,152         | 2,134          | 2,151          | 566            | -              |
| 229-5-2104-1204 RETIREMENT LIFE INSURANCE       | 497            | 550            | 114            | 123            | 31             | -              |
| 229-5-2104-1205 WORKERS COMP                    | 672            | 580            | 104            | 161            | 96             | -              |
| 229-5-2104-1209 HEALTH INSURANCE                | 23,689         | 24,393         | 9,143          | 8,490          | 2,579          | -              |
| 229-5-2104-2302 TRAINING & MILEAGE REIMB        | 2,306          | 2,707          | 1,833          | 1,200          | 134            | -              |
| 229-5-2104-2305 CONTRACT SERVICES               | 4,764          | 1,537          | 5,487          | 9,000          | 21,311         | 9,000          |
| 229-5-2104-2307 LEGAL NOTICES                   | -              | -              | -              | -              | -              | -              |
| 229-5-2104-2310 JURY COMMISSION                 | 120            | 100            | 90             | 150            | -              | 150            |
| 229-5-2104-2311 GRAND JURY                      | 3,330          | 3,230          | 4,391          | 3,800          | 3,780          | 3,800          |
| 229-5-2104-2312 PETIT JURY                      | 12,669         | 8,790          | 15,439         | 16,000         | 10,358         | 16,000         |
| 229-5-2104-2313 COUNTY JURORS                   | 18             | 246            | -              | 1,500          | -              | 1,500          |
| 229-5-2104-2315 BANK SERVICE CHARGES            | 150            | 315            | 166            | 150            | 161            | 150            |
| 229-5-2104-2320 APPOINTED ATTORNEY - FELONY     | 218,682        | 241,603        | 236,210        | 215,000        | 142,483        | 215,000        |
| 229-5-2104-2321 APPOINTED ATTORNEY - JUVENILE   | 7,304          | 12,559         | 14,722         | 15,000         | 6,630          | 15,000         |
| 229-5-2104-2322 APPOINTED ATTORNEY - CIVIL      | 61,628         | 83,418         | 111,920        | 110,000        | 55,655         | 110,000        |
| 229-5-2104-2323 APPOINTED ATTORNEY - MISD       | 62,393         | 76,062         | 88,319         | 75,000         | 59,253         | 75,000         |
| 229-5-2104-2324 APPOINTED ATTORNEY GUARDIANSHIP | -              | -              | -              | 10,000         | -              | 10,000         |
| 229-5-210-2325 CAPITAL MURDER TRIAL EXPENSE     | 41,886         | 10,156         | 13,541         | 20,400         | 20,311         | 20,400         |
| 229-5-2104-2403 PYSCHOLOGICAL EXAM              | 9,965          | 8,159          | 18,989         | 19,000         | 7,403          | 19,000         |
| 229-5-2104-2407 INVESTIGATIONS                  | 15,948         | 29,267         | 20,717         | 16,000         | 9,282          | 16,000         |
| 229-5-2104-2408 WITNESSES & EVIDENCE            | 2,923          | 974            | 3,005          | 2,000          | 5,538          | 2,000          |
| 229-5-2104-2409 OTHER LITIGATION EXPENSE        | -              | 59             | 1,556          | 500            | 145            | 500            |
| 229-5-2104-3101 SUPPLIES                        | 602            | 247            | 282            | 750            | -              | 750            |
| 229-5-2104-3102 POSTAGE                         | 3,210          | 3,029          | 2,752          | 3,000          | 4,129          | 3,000          |
| 229-5-2104-3103 MACHINE & EQUIP RENTAL          | -              | -              | (17)           | 1,000          | 549            | -              |
| 229-5-2104-3104 TELEPHONE                       | 1,571          | 1,528          | 1,298          | 2,300          | 792            | 2,300          |
| 229-5-2104-3109 MAINTENANCE CONTRACTS           | -              | 14,225         | -              | -              | -              | 3,000          |
| 229-5-2104-3110 MISCELLANEOUS                   | 1,999          | 1,840          | 367            | 1,000          | 148            | 1,000          |
| 229-5-2104-9901 TRANSFERS OUT                   | -              | -              | -              | -              | -              | -              |
| <b>TOTAL JURY FUND</b>                          | <b>635,061</b> | <b>686,298</b> | <b>585,184</b> | <b>563,478</b> | <b>362,259</b> | <b>523,550</b> |

| 400 - INTEREST & SINKING FUND            | FY 2012           | FY 2013           | FY 2014           | FY 2015           | 05/31/2015       | FY 2016           |
|--|-------------------|-------------------|-------------------|-------------------|------------------|-------------------|
| Account.....                             | ACTUAL            | ACTUAL            | ACTUAL            | ADOPTED           | Actual           | ADOPTED           |
| 400-5-1206-7501 LOSS ON INVESTMENT       | -                 | -                 | -                 |                   |                  |                   |
| 400-5-1206-8101 PRINCIPAL                | 410,000           | 425,000           | 430,000           | 440,000           | -                | 455,000           |
| 400-5-1206-8201 INTEREST                 | 197,469           | 185,219           | 176,719           | 168,119           | 84,059           | 159,319           |
| 400-5-1206-8301 FISCAL AGENT'S FEE       | 323               | -                 | -                 | -                 | -                | -                 |
| 400-5-1206-8302 COUPONS                  | -                 | -                 | -                 | -                 | -                | -                 |
| <b>TOTAL INTEREST &amp; SINKING</b>      | <b>607,792</b>    | <b>610,219</b>    | <b>606,719</b>    | <b>608,119</b>    | <b>84,059</b>    | <b>614,319</b>    |
| 400-5-1206-9901 TRANSFERS OUT            |                   |                   |                   |                   |                  |                   |
| <b>TOTAL INTEREST &amp; SINKING FUND</b> | <b>607,792</b>    | <b>610,219</b>    | <b>606,719</b>    | <b>608,119</b>    | <b>84,059</b>    | <b>614,319</b>    |
|  |                   |                   |                   |                   |                  |                   |
| <b>TOTAL FOR REPORTED FUNDS</b>          | <b>16,013,255</b> | <b>16,824,230</b> | <b>15,840,797</b> | <b>17,942,298</b> | <b>8,169,427</b> | <b>19,815,280</b> |

2015-7666

HILL COUNTY, TEXAS  
COUNTY CLERK RECORDS  
ADOPTED BUDGET

October 1, 2015 through September 30, 2016

|  | FY 2012<br>ACTUAL | FY 2013<br>ACTUAL | FY 2014<br>ACTUAL | FY 2015<br>ADOPTED | 05/31/2015<br>Actual | FY 2016<br>ADOPTED |
|--|-------------------|-------------------|-------------------|--------------------|----------------------|--------------------|
| <b>REVENUES</b>  |                   |                   |                   |                    |                      |                    |
| 230-340-400 RECORDING FEES                                   | 39,150            | 39,347            | 63,516            | 68,000             | 49,114               | 80,000             |
| 230-360-100 INTEREST   | 405               | 628               | 747               | 250                | 695                  | 890                |
| 230-390-000 TRANSFERS IN                                     | -                 | -                 | -                 | -                  | -                    | -                  |
| <b>TOTAL REVENUES</b>  | <b>39,555</b>     | <b>39,975</b>     | <b>64,263</b>     | <b>68,250</b>      | <b>49,809</b>        | <b>80,890</b>      |
| <b>EXPENDITURES</b>  |                   |                   |                   |                    |                      |                    |
| 230-5-1109-1105 STAFF WAGES                                  | 23,130            | -                 | -                 | -                  | -                    | -                  |
| 230-5-1109-1106 PART-TIME WAGES                              | -                 | -                 | -                 | -                  | -                    | -                  |
| 230-5-1109-1201 SOCIAL SECURITY & MEDICARE                   | -                 | (68)              | -                 | -                  | -                    | -                  |
| 230-5-1109-1202 UNEMPLOYMENT TAX                             | -                 | -                 | -                 | -                  | -                    | -                  |
| 230-5-1109-1203 RETIREMENT                                   | 2                 | (64)              | -                 | -                  | -                    | -                  |
| 230-5-1109-1204 RETIREMENT LIFE INSURANCE                    | -                 | (3)               | -                 | -                  | -                    | -                  |
| 230-5-1109-1205 WORKERS COMP                                 | -                 | -                 | -                 | -                  | -                    | -                  |
| 230-5-1109-2305 CONTRACT SERVICES                            | -                 | 5,821             | 24,998            | 45,000             | -                    | 50,000             |
| 230-5-1109-3101 SUPPLIES                                     | -                 | -                 | -                 | -                  | -                    | -                  |
| 230-5-1109-3103 COMPUTER                                     | -                 | -                 | -                 | -                  | -                    | -                  |
| 230-5-1109-3111 MICRO FILMING & INDEXING                     | -                 | -                 | -                 | -                  | -                    | -                  |
| 230-5-1109-4101 OFFICE EQUIPMENT                             | -                 | -                 | -                 | -                  | -                    | -                  |
| 230-5-1109-9901 TRANSFERS OUT                                | -                 | -                 | -                 | -                  | -                    | -                  |
| <b>TOTAL EXPENDITURES</b>                                    | <b>23,132</b>     | <b>5,686</b>      | <b>24,998</b>     | <b>45,000</b>      | <b>-</b>             | <b>50,000</b>      |
| Excess (Deficiency) of Revenues Over (Under)<br>Expenditures | 16,423            | 34,289            | 39,265            | 23,250             | 49,809               | 30,890             |
| Projected Beginning Cash Balance 10/1/15                     |                   |                   |                   |                    |                      | <u>\$ 184,000</u>  |

2015-766dp

**HILL COUNTY, TEXAS**  
**RECORDS MANAGEMENT AND PRESERVATION**  
**ADOPTED BUDGET**  
 October 1, 2015 through September 30, 2016

|  | FY 2012<br>ACTUAL | FY 2013<br>ACTUAL | FY 2014<br>ACTUAL | FY 2015<br>ADOPTED | 05/31/2015<br>Actual | FY 2016<br>ADOPTED |
|--|-------------------|-------------------|-------------------|--------------------|----------------------|--------------------|
| <b>REVENUES</b>  |                   |                   |                   |                    |                      |                    |
| 231-340-700 DIST. CLERK FEES                                 | 23,666            | 22,290            | 26,667            | 27,000             | 18,245               | 27,000             |
| 231-360-100 INTEREST   | 163               | 154               | 220               | 50                 | 179                  | 120                |
| 231-390-000 TRANSFERS IN                                     | -                 | -                 | -                 | -                  | -                    | -                  |
| <b>TOTAL REVENUES</b>  | <b>23,829</b>     | <b>22,444</b>     | <b>26,887</b>     | <b>27,050</b>      | <b>18,424</b>        | <b>27,120</b>      |
| <b>EXPENDITURES</b>  |                   |                   |                   |                    |                      |                    |
| 231-5-2105-1105 STAFF WAGES                                  | -                 | -                 | -                 | -                  | -                    | -                  |
| 231-5-2105-1106 PART TIME WAGES                              | -                 | -                 | -                 | -                  | 3,080                | -                  |
| 231-5-2105-1201 SOCIAL SECURITY & MEDICARE                   | -                 | -                 | -                 | -                  | 236                  | -                  |
| 231-5-2105-1202 UNEMPLOYMENT TAX                             | -                 | -                 | -                 | -                  | 30                   | -                  |
| 231-5-2105-1203 RETIREMENT                                   | -                 | -                 | -                 | -                  | 191                  | -                  |
| 231-5-2105-1204 RETIREMENT LIFE INSURANCE                    | -                 | -                 | -                 | -                  | 11                   | -                  |
| 231-5-2105-1205 WORKERS COMP                                 | -                 | -                 | -                 | -                  | -                    | -                  |
| 231-5-2105-1209 HEALTH INSURANCE                             | -                 | -                 | -                 | -                  | -                    | -                  |
| 231-5-2105-2305 CONTRACT SERVICES                            | 17,749            | 13,819            | 17,914            | 17,500             | 6,511                | 30,000             |
| 231-5-2105-3101 SUPPLIES                                     | 252               | 4,094             | 86                | 500                | 532                  | 500                |
| 231-5-2105-3103 MACHINE & EQUIP RENTAL                       | -                 | -                 | -                 | -                  | -                    | -                  |
| 231-5-2105-9901 TRANSFERS OUT                                | -                 | -                 | -                 | -                  | -                    | -                  |
| <b>TOTAL EXPENDITURES</b>                                    | <b>18,001</b>     | <b>17,913</b>     | <b>18,000</b>     | <b>18,000</b>      | <b>10,591</b>        | <b>30,500</b>      |
| Excess (Deficiency) of Revenues Over (Under)<br>Expenditures | 5,828             | 4,531             | 8,887             | 9,050              | 7,833                | (3,380)            |

Projected Beginning Cash Balance 10/1/15

\$ 46,000

2015-7666

HILL COUNTY, TEXAS  
 SHERIFF - STATE INVESTIGATIVE FUND  
 ADOPTED BUDGET  
 October 1, 2015 through September 30, 2016

|  | FY 2012<br>ACTUAL | FY 2013<br>ACTUAL | FY 2014<br>ACTUAL | FY 2015<br>ADOPTED | 05/31/2015<br>Actual | FY 2016<br>ADOPTED |
|--|-------------------|-------------------|-------------------|--------------------|----------------------|--------------------|
| <b>REVENUES</b>  |                   |                   |                   |                    |                      |                    |
| 235-352-201 CONFISCATED MONEY & PROPERTY                     | 24,055            | 2,051             | -                 | -                  | 95,333               |                    |
| 235-360-100 INTEREST   | 11                | 23                | 53                | -                  | 29                   | 50                 |
| 235-364-100 SALE OF FIXED ASSETS                             | 1,961             | 23,006            | 15,440            | -                  | 1,462                |                    |
| <b>TOTAL REVENUES</b>  | <b>26,027</b>     | <b>25,080</b>     | <b>15,493</b>     | <b>-</b>           | <b>96,824</b>        | <b>50</b>          |
| <b>EXPENDITURES</b>  |                   |                   |                   |                    |                      |                    |
| 235-5-3102-3110 MISCELLANEOUS EXPENSE                        | 17,856            | 360.00            | 11,478            | 20,000             | 29,106               | 12,000             |
| 235-5-3102-4101 CAPITAL OUTLAY                               | 8,956             | -                 | -                 | -                  | 25,560               | 50,000             |
| 235-5-3102-3603 UNIFORMS/SECURITY EQUIP                      | -                 | -                 | -                 | -                  | -                    | 11,000             |
| 235-5-3102-7207 LAW ENFORCEMENT AGENCIES                     | -                 | -                 | -                 | -                  | -                    | -                  |
| 235-5-3102-9901 TRANSFERS OUT                                | -                 | -                 | -                 | -                  | -                    | -                  |
| <b>TOTAL EXPENDITURES</b>                                    | <b>26,812</b>     | <b>360</b>        | <b>11,478</b>     | <b>20,000</b>      | <b>54,666</b>        | <b>73,000</b>      |
| Excess (Deficiency) of Revenues Over (Under)<br>Expenditures | (785)             | 24,720            | 4,015             | (20,000)           | 42,158               | (72,950)           |
| Projected Beginning Cash Balance 10/1/15                     |                   |                   |                   |                    |                      | <u>\$ 73,000</u>   |

**2015-7666**  
**HILL COUNTY, TEXAS**  
**DA FORFEITED PROPERTY ACCOUNT**  
**ADOPTED BUDGET**  
 October 1, 2015 through September 30, 2016

|  | FY 2012<br>ACTUAL | FY 2013<br>ACTUAL | FY 2014<br>ACTUAL | FY 2015<br>ADOPTED | 05/31/2015<br>Actual | FY 2016<br>ADOPTED |
|--|-------------------|-------------------|-------------------|--------------------|----------------------|--------------------|
| <b>REVENUES</b>                              |                   |                   |                   |                    |                      |                    |
| 236-352-201 FORFEITURES                      | 1,100             | 225,732           | 38,328            | -                  | 192,456              |                    |
| 236-360-100 INTEREST                         | 1,257             | 1,034             | 1,134             | -                  | 782                  | 500                |
| 236-364-100 SALE OF ASSETS                   | 5,365             | 6,272             | -                 | -                  | 835                  |                    |
| 236-238-100 MISCELLANEOUS                    |                   | -                 | -                 | -                  |                      |                    |
| 236-390-000 TRANSFERS IN                     | 382,221           | -                 | -                 | -                  |                      |                    |
| <b>TOTAL REVENUES</b>                        | <b>389,943</b>    | <b>233,038</b>    | <b>39,462</b>     | <b>-</b>           | <b>194,073</b>       | <b>500</b>         |
| <b>EXPENDITURES</b>                          |                   |                   |                   |                    |                      |                    |
| 236-5-2210-1105 STAFF WAGES                  | 40,717            | 33,797            | 8,099             | 32,000             | 9,528                | 32,000             |
| 236-5-2210-1201 SOCIAL SECURITY & MEDICARE   | 3,068             | 2,561             | 612               | 2,448              | 739                  | 2,448              |
| 236-5-2210-1202 UNEMPLOYMENT TAX             | 400               | 246               | -                 | 195                | -                    | 195                |
| 236-5-2210-1203 RETIREMENT                   | 1,514             | 1,005             | 285               | 2,586              | 748                  | 2,586              |
| 236-5-2210-1204 RETIREMENT LIFE INSURANCE    | 86                | 55                | 15                | 138                | 43                   | 138                |
| 236-5-2210-1205 WORKERS COMP                 | 229               | 128               | 15                | -                  | -                    |                    |
| 236-5-2210-1209 HEALTH INSURANCE             | 2,755             | 1,375             | 471               | -                  | (128)                |                    |
| 236-5-2210-2305 CONTRACT SERVICES            | 8,335             | 28,272            | 4,090             | -                  | -                    |                    |
| 236-5-2210-2308 EQUIPMENT                    | -                 | 982               | -                 | -                  | -                    |                    |
| 236-5-2210-2315 BANK CHARGES                 | -                 | -                 | 46                | -                  | -                    |                    |
| 236-5-2210-3101 SUPPLIES                     | -                 | 122               | -                 | -                  | -                    |                    |
| 236-5-2210-3110 MISCELLANEOUS                | 2,500             | 1,599             | 80                | -                  | -                    | 20,000             |
| 236-5-2210-7207 LAW ENFORCEMENT AGENCIES     | 301,614           | 173,753           | 27,210            | -                  | 144,475              |                    |
| 236-5-2210-7209 AGREED / DEFAULT JUDGEMEN    | 1,791             | 1,376             | 2,092             | -                  | 4,299                |                    |
| 236-5-2210-7301 REFUNDS                      | -                 | -                 | -                 | -                  | -                    |                    |
| 236-5-2210-9901 TRANSFERS OUT                | -                 | -                 | -                 | -                  | -                    |                    |
| <b>TOTAL EXPENDITURES</b>                    | <b>363,009</b>    | <b>245,271</b>    | <b>43,015</b>     | <b>37,367</b>      | <b>159,704</b>       | <b>57,367</b>      |
| Excess (Deficiency) of Revenues Over (Under) |                   |                   |                   |                    |                      |                    |
| Expenditures                                 | 26,934            | (12,233)          | (3,553)           | (37,367)           | 34,369               | (56,867)           |
| Projected Beginning Cash Balance 10/1/15     |                   |                   |                   |                    |                      | <u>\$ 230,000</u>  |

2015-7666

**HILL COUNTY, TEXAS  
PROBATE EDUCATION  
ADOPTED BUDGET**  
October 1, 2015 through September 30, 2016

|  | FY 2012<br>ACTUAL | FY 2013<br>ACTUAL | FY 2014<br>ACTUAL | FY 2015<br>ADOPTED | 05/31/2015<br>Actual | FY 2016<br>ADOPTED |
|--|-------------------|-------------------|-------------------|--------------------|----------------------|--------------------|
| <b>REVENUES</b>  |                   |                   |                   |                    |                      |                    |
| 238-340-400 CO CLERK FEES                                    | 352               | 386               | 447               | 585                | 297                  | 520                |
| 238-360-100 INTEREST   | 48                | 3                 | 3                 | 4                  | 1                    | 2                  |
| 238-390-000 TRANSFERS IN                                     | -                 | -                 | -                 | -                  | -                    | -                  |
| <b>TOTAL REVENUES</b>  | <b>400</b>        | <b>389</b>        | <b>450</b>        | <b>589</b>         | <b>298</b>           | <b>522</b>         |
| <b>EXPENDITURES</b>  |                   |                   |                   |                    |                      |                    |
| 238-5-2204-2302 TRAINING & MILEAGE REIMB                     | -                 | -                 | -                 | 2,000              | 100                  | 750                |
| 238-5-2204-9901 TRANSFERS OUT                                | -                 | -                 | -                 | -                  | -                    | -                  |
| <b>TOTAL EXPENDITURES</b>                                    | <b>-</b>          | <b>-</b>          | <b>-</b>          | <b>2,000</b>       | <b>100</b>           | <b>750</b>         |
| Excess (Deficiency) of Revenues Over (Under)<br>Expenditures | 400               | 389               | 450               | (1,411)            | 198                  | (228)              |
| Projected Beginning Cash Balance 10/1/15                     |                   |                   |                   |                    |                      | <u>\$ 1,300</u>    |



2015-7666

HILL COUNTY, TEXAS  
 TECHNOLOGY FUND - JP, COUNTY & DISTRICT  
 ADOPTED BUDGET  
 October 1, 2015 through September 30, 2016

|  | FY 2012<br>ACTUAL | FY 2013<br>ACTUAL | FY 2014<br>ACTUAL | FY 2015<br>ADOPTED | 05/31/2015<br>Actual | FY 2016<br>ADOPTED |
|--|-------------------|-------------------|-------------------|--------------------|----------------------|--------------------|
| <b>REVENUES</b>  |                   |                   |                   |                    |                      |                    |
| 246-340-400 Co Clerk Fees                                    | -                 | -                 | -                 | -                  | -                    | -                  |
| 246-340-700 Dist Clerk Fees                                  | 8,167             | 7,757             | 8,081             | 8,000              | 6,219                | 9,000              |
| 246-340-801 JP # 1 FEES                                      | 7,235             | 5,471             | 4,702             | 5,470              | 2,950                | 4,300              |
| 246-340-802 JP # 2 FEES                                      | 4,400             | 4,340             | 4,356             | 4,340              | 2,092                | 3,100              |
| 246-340-803 JP # 3 FEES                                      | 2,024             | 1,768             | 2,912             | 3,800              | 764                  | 1,280              |
| 246-340-804 JP # 4 FEES                                      | 2,596             | 1,900             | 2,216             | 1,900              | 1,132                | 1,700              |
| INTEREST   | 118               | 215               | 192               | 215                | 83                   | 150                |
| TRANSFERS IN   | -                 | -                 | -                 | -                  | -                    | -                  |
| <b>TOTAL REVENUES</b>  | <b>24,540</b>     | <b>21,451</b>     | <b>22,459</b>     | <b>23,725</b>      | <b>13,240</b>        | <b>19,530</b>      |
| <b>EXPENDITURES</b>  |                   |                   |                   |                    |                      |                    |
| 246-5-2203-9901 TRANSFERS TO GEN FUND                        | -                 | 28,000            | 30,000            | 20,000             | -                    | 22,000             |
| 246-5-2203-9111 TRANSFERS TO JP # 1                          | -                 | -                 | -                 | -                  | -                    | -                  |
| 246-5-2203-9112 TRANSFERS TO JP # 2                          | -                 | -                 | -                 | -                  | -                    | -                  |
| 246-5-2203-9113 TRANSFERS TO JP # 3                          | -                 | -                 | -                 | -                  | -                    | -                  |
| 246-5-2203-9114 TRANSFERS TO JP # 4                          | -                 | -                 | -                 | -                  | -                    | -                  |
| <b>TOTAL EXPENDITURES</b>                                    | <b>-</b>          | <b>28,000</b>     | <b>30,000</b>     | <b>20,000</b>      | <b>-</b>             | <b>22,000</b>      |
| Excess (Deficiency) of Revenues Over (Under)<br>Expenditures | 24,540            | (6,549)           | (7,541)           | 3,725              | 13,240               | (2,470)            |
| Projected Beginning Cash Balance 10/1/15                     |                   |                   |                   |                    |                      | <u>\$ 21,000</u>   |

**2015-7666**  
**HILL COUNTY, TEXAS**  
**COUNTY CLERK ARCHIVE**  
**ADOPTED BUDGET**

October 1, 2015 through September 30, 2016

|  | FY 2012<br>ACTUAL | FY 2013<br>ACTUAL | FY 2014<br>ACTUAL | FY 2015<br>ADOPTED | 05/31/2015<br>Actual | FY 2016<br>ADOPTED |
|--|-------------------|-------------------|-------------------|--------------------|----------------------|--------------------|
| <b>REVENUES</b>  |                   |                   |                   |                    |                      |                    |
| 248-340-400 CO CLERK FEES                                    | 39,276            | 38,888            | 63,341            | 68,000             | 49,039               | 79,000             |
| 248-360-100 INTEREST   | 261               | 196               | 228               | 250                | 108                  | 200                |
| 248-390-000 TRANSFERS IN                                     | -                 | -                 | -                 | -                  | -                    | -                  |
| <b>TOTAL REVENUES</b>  | <b>39,537</b>     | <b>39,084</b>     | <b>63,569</b>     | <b>68,250</b>      | <b>49,147</b>        | <b>79,200</b>      |
| <b>EXPENDITURES</b>  |                   |                   |                   |                    |                      |                    |
| 248-5-1109-2305 CONTRACT SERVICES                            | 48,234            | 50,000            | 33,028            | 34,000             | 22,016               | 34,000             |
| 248-5-1109-3110 MISCELLANEOUS                                | -                 | -                 | -                 | -                  | -                    | -                  |
| <b>TOTAL EXPENDITURES</b>                                    | <b>48,234</b>     | <b>50,000</b>     | <b>33,028</b>     | <b>34,000</b>      | <b>22,016</b>        | <b>34,000</b>      |
| Excess (Deficiency) of Revenues Over (Under)<br>Expenditures | (8,697)           | (10,916)          | 30,541            | 34,250             | 27,131               | 45,200             |
| Projected Beginning Cash Balance 10/1/15                     |                   |                   |                   |                    |                      | <u>\$ 95,000</u>   |

2015-7666

HILL COUNTY, TEXAS  
DISTRICT CLERK ARCHIVE  
ADOPTED BUDGET

October 1, 2015 through September 30, 2016

|  | FY 2012<br>ACTUAL | FY 2013<br>ACTUAL | FY 2014<br>ACTUAL | FY 2015<br>ADOPTED | 05/31/2015<br>Actual | FY 2016<br>ADOPTED |
|--|-------------------|-------------------|-------------------|--------------------|----------------------|--------------------|
| <b>REVENUES</b>  |                   |                   |                   |                    |                      |                    |
| 249-340-700 DIST. CLERK FEES                                 | 3,371             | 3,066             | 2,978             | 3,319              | 2,450                | 4,040              |
| 249-360-100 INTEREST   | -                 | -                 | -                 | -                  | -                    | -                  |
| 249-390-000 TRANSFERS IN                                     | -                 | -                 | -                 | -                  | -                    | -                  |
| <b>TOTAL REVENUES</b>  | <b>3,371</b>      | <b>3,066</b>      | <b>2,978</b>      | <b>3,319</b>       | <b>2,450</b>         | <b>4,040</b>       |
| <b>EXPENDITURES</b>  |                   |                   |                   |                    |                      |                    |
| 249-5-2105-2305 CONTRACT SERVICES                            | 2,000             | 2,000             | 2,000             | 2,000              | -                    | 4,000              |
| 249-5-2105-3110 MISCELLANEOUS                                | -                 | -                 | -                 | -                  | -                    | -                  |
| <b>TOTAL EXPENDITURES</b>                                    | <b>2,000</b>      | <b>2,000</b>      | <b>2,000</b>      | <b>2,000</b>       | <b>-</b>             | <b>4,000</b>       |
| Excess (Deficiency) of Revenues Over (Under)<br>Expenditures | 1,371             | 1,066             | 978               | 1,319              | 2,450                | 40                 |
| Projected Beginning Cash Balance 10/1/15                     |                   |                   |                   |                    |                      | <u>\$ 6,350</u>    |

2015-7666

HILL COUNTY, TEXAS  
HILL COUNTY TOURISM  
ADOPTED BUDGET

October 1, 2015 through September 30, 2016

|  | FY 2012<br>ACTUAL | FY 2013<br>ACTUAL | FY 2014<br>ACTUAL | FY 2015<br>ADOPTED | 05/31/2015<br>Actual | FY 2016<br>ADOPTED |
|--|-------------------|-------------------|-------------------|--------------------|----------------------|--------------------|
| <b>REVENUES</b>  |                   |                   |                   |                    |                      |                    |
| 254-319-100 HOTEL/MOTEL TAX                                  | 68,003            | 44,386            | 27,068            | 30,000             | 22,473               | 26,000             |
| 254-360-100 INTEREST   | -                 | -                 | 639               | -                  | 387                  |                    |
| 254-390-000 TRANSFERS IN                                     | -                 | -                 | -                 | -                  |                      |                    |
| <b>TOTAL REVENUES</b>  | <b>68,003</b>     | <b>44,386</b>     | <b>27,707</b>     | <b>30,000</b>      | <b>22,860</b>        | <b>26,000</b>      |
| <b>EXPENDITURES</b>  |                   |                   |                   |                    |                      |                    |
| 254-5-5303-2301 DUES & MEMBERSHIPS                           | -                 | 2,003             | 1,313             | 2,200              | 1,356                | 2,200              |
| 254-5-5303-3110 MISCELLANEOUS                                | -                 | -                 | 720               |                    |                      | -                  |
| 254-5-5303-7201 PAYMENTS TO AGENCIES                         | 40,214            | 36,874            | 16,385            | 100,600            | 12,650               | 25,000             |
| <b>TOTAL EXPENDITURES</b>                                    | <b>40,214</b>     | <b>38,877</b>     | <b>18,418</b>     | <b>102,800</b>     | <b>14,006</b>        | <b>27,200</b>      |
| Excess (Deficiency) of Revenues Over (Under)<br>Expenditures | 27,789            | 5,509             | 9,289             | (72,800)           | 8,854                | (1,200)            |
| Projected Beginning Cash Balance 10/1/15                     |                   |                   |                   |                    |                      | <u>\$ 30,000</u>   |

Included in Gen Fund prior to 2013

2015-7666

HILL COUNTY, TEXAS  
COURTHOUSE SECURITY FUND  
ADOPTED BUDGET

October 1, 2015 through September 30, 2016

|  | FY 2012<br>ACTUAL | FY 2013<br>ACTUAL | FY 2014<br>ACTUAL | FY 2015<br>ADOPTED | 05/31/2015<br>Actual | FY 2016<br>ADOPTED |
|--|-------------------|-------------------|-------------------|--------------------|----------------------|--------------------|
| <b>REVENUES</b>  |                   |                   |                   |                    |                      |                    |
| 255-340-400 Co Clerk Fees                                    | 8,257             | 8,206             | 7,579             | 7,800              | 5,131                | 9,200              |
| 255-340-700 Dist Clerk Fees                                  | 5,675             | 5,179             | 5,280             | 5,300              | 3,773                | 5,400              |
| 255-340-800 JP Fees  | 12,330            | 10,182            | 10,693            | 11,650             | 5,302                | 7,700              |
| 255-340-901 JP # 1 Specific                                  | 1,712             | 1,298             | 1,130             | 1,000              | 713                  | 1,000              |
| 255-340-902 JP # 2 Specific                                  | 1,082             | 1,074             | 1,072             | 1,000              | 520                  | 700                |
| 255-340-903 JP # 3 Specific                                  | 477               | 423               | 717               | 750                | 213                  | 250                |
| 255-340-904 JP # 4 Specific                                  | 631               | 459               | 534               | 500                | 274                  | 400                |
| 255-360-100 INTEREST   | 170               | 348               | 303               | 250                | 102                  | 130                |
| 255-390-000 TRANSFERS IN                                     | -                 | -                 | -                 | -                  | -                    | -                  |
| <b>TOTAL REVENUES</b>  | <b>30,334</b>     | <b>27,169</b>     | <b>27,308</b>     | <b>28,250</b>      | <b>16,028</b>        | <b>24,780</b>      |
| <b>EXPENDITURES</b>  |                   |                   |                   |                    |                      |                    |
| 255-5-2101-9901 Transfers to General                         | -                 | 40,000            | 46,000            | 20,000             | -                    | 25,000             |
| <b>TOTAL EXPENDITURES</b>                                    | <b>-</b>          | <b>40,000</b>     | <b>46,000</b>     | <b>20,000</b>      | <b>-</b>             | <b>25,000</b>      |
| Excess (Deficiency) of Revenues Over (Under)<br>Expenditures | 30,334            | (12,831)          | (18,692)          | 8,250              | 16,028               | (220)              |
| Projected Beginning Cash Balance 10/1/15                     |                   |                   |                   |                    |                      | <u>\$ 28,130</u>   |

**2015-7664**  
**HILL COUNTY, TEXAS**  
**ELECTION - MACHINE LEASE FUND**  
**ADOPTED BUDGET**  
 October 1, 2015 through September 30, 2016

|  | FY 2012<br>ACTUAL | FY 2013<br>ACTUAL | FY 2014<br>ACTUAL | FY 2015<br>ADOPTED | 05/31/2015<br>Actual | FY 2016<br>ADOPTED |
|--|-------------------|-------------------|-------------------|--------------------|----------------------|--------------------|
| <b>REVENUES</b>                              |                   |                   |                   |                    |                      |                    |
| 265-360-100 INTEREST                         | 171               | 219               | 178               | 219                | 79                   |                    |
| 265-370-100 ELECTION - MACHINE RENTALS       | 7,015             | 4,300             | 6,100             | 2,000              | 341                  | 4,000              |
| 265-390-000 TRANSFERS IN                     | -                 | -                 |                   |                    |                      |                    |
| <b>TOTAL REVENUES</b>                        | <b>7,186</b>      | <b>4,519</b>      | <b>6,278</b>      | <b>2,219</b>       | <b>420</b>           | <b>4,000</b>       |
| <b>EXPENDITURES</b>                          |                   |                   |                   |                    |                      |                    |
| 265-5-1501-2303 BONDS & INSURANCE            | -                 | -                 |                   |                    |                      | -                  |
| 265-5-1501-3101 OFFICE SUPPLIES              | -                 | -                 |                   |                    |                      | -                  |
| 265-5-1501-3103 MACHINE & EQUIP MAINTENANC   | 1,932             | 3,851             | 14,977            | 15,000             | 13,094               | 13,500             |
| 265-5-1501-3110 MISCELLANEOUS                | -                 | -                 |                   |                    |                      | -                  |
| 265-5-1501-4101 CAPITAL OUTLAY               | -                 | -                 |                   |                    |                      | -                  |
| <b>TOTAL EXPENDITURES</b>                    | <b>1,932</b>      | <b>3,851</b>      | <b>14,977</b>     | <b>15,000</b>      | <b>13,094</b>        | <b>13,500</b>      |
| Excess (Deficiency) of Revenues Over (Under) |                   |                   |                   |                    |                      |                    |
| Expenditures                                 | 5,254             | 668               | (8,699)           | (12,781)           | (12,674)             | (9,500)            |
| Projected Beginning Cash Balance 10/1/15     |                   |                   |                   |                    |                      | <u>\$ 14,032</u>   |



2015-7664

HILL COUNTY - TAX RATE 2015-2016 Ad Valorem Tax if 100% Collected  
 DIVISION OF TAXES  
 ADOPTED BUDGET

Adjusted Ad Valorem Taxes Sales Tax  
 09.15.2015 Up to Roll back both GH/ FM Lateral

|                       | Road & Bridge & Gen Fund | Road & Bridge Only | Flood Control | In Lieu of Tax | Auto Regis \$10 Fee | Registration | Total |  |
|-----------------------|--------------------------|--------------------|---------------|----------------|---------------------|--------------|-------|--|
| General Fund          | 84.00%                   |                    |               |                |                     |              |       |  |
| General Road & Bridge |                          |                    |               |                |                     |              |       |  |
| Pct#1                 | 3.91%                    | 24.45%             | 1,100         | 3,772          | 87,042              | 88,020       |       |  |
| Pct#2                 | 3.89%                    | 24.30%             | 1,094         | 3,751          | 86,508              | 87,480       |       |  |
| Pct#3                 | 4.44%                    | 27.75%             | 1,249         | 4,282          | 98,790              | 99,900       |       |  |
| Pct#4                 | 3.76%                    | 23.50%             | 1,058         | 3,626          | 83,660              | 84,600       |       |  |
|                       | 100.00%                  | 100.00%            | 4,500         | 96,434         | 356,000             | 360,000      |       |  |
| Sec of Interior       |                          |                    |               |                |                     |              |       |  |
| LB Foster             |                          |                    |               | 96,000.00      |                     |              |       |  |
| Hubbard               |                          |                    |               | 432.00         |                     |              |       |  |
|                       |                          |                    |               | 96,432.00      |                     |              |       |  |



2015-76666

**HILL COUNTY - TAX RATE 2015-2016**  
**DIVISION OF TAXES**  
**ADOPTED BUDGET**

Ad Valorem  
 Tax if 100%  
 Collected

Adjusted Ad  
 Valorem Taxes

Sales Tax

09.15.2015

Up to Roll back  
 both GHI/FM Lateral

|                           | Current   | TAC Comm  | Delinquent | TAC Comm | P & I   | TAC Comm  | Net P & I |
|---------------------------|-----------|-----------|------------|----------|---------|-----------|-----------|
| Recap to Budget           |           | 0.02      |            |          |         |           |           |
| General                   | 7,908,321 | (158,166) | 286,830    | (14,342) | 172,098 | (8,605)   | 7,969     |
| Indigent Health           | 753,173   | (15,063)  | 27,317     | (1,366)  | 16,390  | (820)     | 7,920     |
| R & Bridge                | 753,173   | (15,063)  | 27,317     | (1,366)  | 16,390  | (820)     | 9,044     |
|                           | 9,414,668 | (188,293) | 341,465    | (17,073) | 204,879 | (10,244)  | 7,659     |
| Gen - Net of Comm         |           | 7,735,091 |            | 271,123  |         | 162,674   |           |
| Indigent Health - No Comm |           | 753,173   |            | 27,317   |         | 16,390    |           |
| RB # 1 - Comm - JE        |           | 180,468   |            | 6,345    |         | 3,807     |           |
| RB # 2 - Comm - JE        |           | 179,361   |            | 6,306    |         | 3,784     |           |
| RB # 3 - Comm - JE        |           | 204,826   |            | 7,201    |         | 4,321     |           |
| RB # 4 - Comm - JE        |           | 173,456   |            | 6,099    |         | 3,659     |           |
| Total M & O               |           | 9,226,375 |            | 324,391  |         | 194,635   |           |
| I & S                     | 511,083   | (10,222)  | 18,537     | (927)    | 11,122  | (556)     |           |
| Lateral Road              | Current   | 0.005     | Delinquent | 0.05     | P & I   | 0.05      | Net P & I |
| P1                        | 385,452   | (1,927)   | 13,980     | (699)    | 8,388   | (419)     | 7,969     |
| P2                        | 383,088   | (1,915)   | 13,894     | (695)    | 8,337   | (417)     | 7,920     |
| P3                        | 437,477   | (2,187)   | 15,867     | (793)    | 9,520   | (476)     | 9,044     |
| P4                        | 370,476   | (1,852)   | 13,437     | (672)    | 8,062   | (403)     | 7,659     |
| Total                     | 1,576,492 | (7,882)   | 57,178     | (2,859)  | 34,307  | (1,715)   | 32,592    |
| Total TAC Commission      |           |           |            |          |         | (239,772) |           |

2015-7666



**Marchel M. Eubank**  
TAX ASSESSOR/COLLECTOR

**VEHICLE INVENTORY TAX P&I FUND**  
**2015-2016 BUDGET**

ESTIMATED EXPENDITURES:

|   |    | 2015-2016 |
|---|----|-----------|
| COMPUTER EQUIPMENT/SOFTWARE/PROGRAMMING | \$ | 2,500.00  |
| EMPLOYEE COMPENSATION/VIT MANAGEMENT    | \$ | -         |
| EDUCATION/TRAINING/SEMINARS/CONFERENCES | \$ | 500.00    |
| OFFICE SUPPLIES/FURNITURE/FIXTURES      | \$ | 1,000.00  |
| MISCELLANEOUS                           | \$ | 500.00    |
| TOTAL EXPENDITURE                       | \$ | 4,500.00  |

2014-2015

ESTIMATED EXPENDITURES:

|   |    |          |
|---|----|----------|
| COMPUTER EQUIPMENT/SOFTWARE/PROGRAMMING | \$ | 500.00   |
| EMPLOYEE COMPENSATION/VIT MANAGEMENT    | \$ | -        |
| EDUCATION/TRAINING/SEMINARS/CONFERENCES | \$ | -        |
| OFFICE SUPPLIES/FURNITURE/FIXTURES      | \$ | 500.00   |
| MISCELLANEOUS                           | \$ | 400.00   |
| TOTAL EXPENDITURE                       | \$ | 1,400.00 |

I hereby certify that this is the Vehicle Inventory Tax Penalty and Interest Fund Budget for fiscal year 2016 as submitted to the Hill County Auditor.

---

MARCHEL M. EUBANK  
TAX ASSESSOR/COLLECTOR

8/24/2015  
DATE